

CLASS 1

Name: _____

Class: _____

Division: _____



ACTIVE EVS

READER PART 1



Head Office

Unit #401, B Wing, Business Square
Andheri Kurla Road, Chakala
Andheri East, Mumbai - 400093, India

ANNUAL LEARNING PLAN

PART 1

Unit Name

Content Strand

Unit No.



Human Body and Safety

Introduces students to parts of the human body and habits to keep the body safe.

Life Science

1



Food and Food Groups

Teaches students the importance of a balanced diet and good eating habits.

Life Science

2



Living Beings

Introduces students to living and non-living things.

Life Science

3



My Home and Earth

Covers the concepts of home, town, country, and the planet Earth.

Earth Science

4

PART 2

Unit Name

Content Strand

Unit No.



Seasons and Transport

Covers the concepts of weather, seasons, and how to make suitable choices for each season.

Earth Science

5



Objects and Materials

Introduces students to the properties of different materials and their uses.

Material Science

6



Force: Push and Pull

Teaches students about force, movement, and how to apply this learning to life.

Physical Science

7

TABLE OF CONTENTS

ACTIVE EVS – PART 1

Contents		Page No.
<u>Annual Learning Plan</u>		04
<u>UNIT 1</u>		06
	Human Body and Safety	
<u>UNIT 2</u>		19
	Food and Food Groups	
<u>UNIT 3</u>		32
	Living Beings	
<u>UNIT 4</u>		46
	My Home and Earth	

CLASS 1







CCS PART 1



Head Office
401, B Wing, Business Square,
Andheri Kurla Road, Chakala,
Andheri East, Mumbai - 400093, India

MAKING THE LEARNING FUN

PART 1	Unit Name	USE	THINK	BUILD	Unit No.
	Puzzles with my new gadget friend	GCompris	Observation Design Skills Creativity	Use drag and drop to create a square and other shapes using tangrams.	1
	Shapes and Logos	Tux Paint	Design Skills Creativity Observation Multimedia	Logo design — Design a logo using different shapes and colours.	2
	Become a Digital Artist and a Storyteller.	Tux Paint	Observation Design Skills Creativity	Create a multiple page narrative story using simple visuals in Tux Paint.	3
	Shapes around Me	Tux Paint	Design Skills Creativity Observation Visualisation	Create a scene of a traffic signal (using multiple objects, images, shapes, and colours).	4



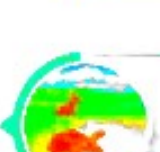
PART 2	Unit Name	USE	THINK	BUILD	Unit No.
	Go Rhyming with Keys	Tux Typing/ Notepad	Observation Design Skills Creativity Visualisation	Create your own rhyme (using alphabet keys).	5
	Play with Keys	Notepad	Creativity Visualisation	Create a restaurant menu card using number keys and alphabet keys.	6
	Weave Your Stories	Storybook Weaver	Observation Visualisation	Type your own story using Storybook Weaver.	7

TABLE OF CONTENTS | CCS – PART 1


Contents		Page No.
Annual Learning Plan		07
UNIT 1		09
UNIT 2		22
UNIT 3		33
UNIT 4		47

CLASS 1

Name: _____

Class: _____

Division: _____



ACTIVE MATHS

PART 1

ANNUAL LEARNING PLAN

PART 1

Unit Name

Content Strand

Unit No.



Numbers One to Twenty

Introduces students to numbers along with concepts of comparing and ordering numbers upto 20.

Number
Systems

1



One-Digit Additions

Covers the concept of addition and various methods that can be used to add 1-digit numbers

Arithmetic
Operations

2



One-Digit Subtraction

Defines subtraction, covers various ways to subtract single digit numbers and includes some real life applications

Arithmetic
Operations

3



Positions, Shapes, and Patterns

Introduces students to the vocabulary of spatial relationships and also covers basic 2D shapes

Geometry

4

PART 2

Unit Name

Content Strand

Unit No.



Numbers Twenty-one to Ninety-nine

Introduces students to 2-digit numbers and covers addition, subtraction, comparing, and ordering 2-digit numbers

Number
Systems

5



Measurement

Introduces the students to concepts of length and weight and covers some basic concepts of time

Measurement

6







Money and Data Handling

Introduces students to different denominations of Indian rupee and covers creation and interpretation of simple pictographs

Money and
Data Handling

7

Contents		Page No.
Annual Learning Plan		04
UNIT 1		06
UNIT 2		43
UNIT 3		72
UNIT 4		99

वार्षिक पाठ-योजना

भाग 1

इकाई का नाम

विषय-सूची

इकाई

मेरा परिचय

विद्यार्थी स्वयं का परिचय देने व स्वरों ('अ' से 'ऊ') का उच्चारण और पहचान करने, कविता सुनकर समझने, फलों और शरीर के अंगों के नाम सुनकर बोलने में सक्षम होंगे।

1. मेरा परिचय (चित्रकथा)
2. मेरा शरीर (कविता)

1

मेरा परिवार

विद्यार्थी अपने परिवार के सदस्यों के साथ संबंधों के हिंदी नामों से परिचित होंगे व स्वरों ('ए' से 'अः') का उच्चारण और पहचान करने, स्वर-गीत सुनकर समझने और रंगों के नाम सुनकर बोलने में सक्षम होंगे।

1. मेरा परिवार (चित्र-चर्चा)
2. स्वर-गीत (कविता)

2

मेरा घर

विद्यार्थी अपने घर और घर के अलग-अलग भागों के बारे में जानकारी प्राप्त करेंगे व व्यंजनों ('क' से 'ण') का उच्चारण और पहचान करने, कविता सुनकर समझने, विभिन्न प्रकार के घरों के नाम सुनकर बोलने में सक्षम होंगे।

1. घर के भाग (चित्रकथा)
2. घर (कविता)

3

मेरे मित्र

विद्यार्थी अपने मित्रों के बारे में जानेंगे और मित्रता के भाव से परिचित होंगे व व्यंजनों ('त' से 'व्र') का उच्चारण और पहचान करने, कविता सुनकर समझने, पशु-पक्षियों और सजीवों के नाम सुनकर बोलने में सक्षम होंगे।

1. मेरे मित्र (चित्रकथा)
2. व्यंजन गीत (कविता)
3. मेरी सेहत के साथी (कविता)

4

भाग 2

इकाई का नाम

विषय-सूची

इकाई

मेरे आस-पास

विद्यार्थी विभिन्न आकृतियों को समझने के साथ दो, तीन और चार वर्षों से मिलकर बने अमात्रिक शब्दों को लिखने में सक्षम होंगे।

1. हमारे आस-पास (चित्र-चर्चा)
2. जल-धल-नभ (कविता)

5

मेरी दिनचर्या

विद्यार्थी नियम से सभी काम करने के महत्व को समझेंगे व स्वर और उनकी मात्राओं की पहचान करने के साथ-साथ अमात्रिक शब्दों को लिखने में सक्षम होंगे।

1. मेरे काम (चित्र-चर्चा)
2. टिक-टिक घड़ी (कविता)

6

मेरी अच्छी आदतें

विद्यार्थी अच्छी आदतों से परिचित होंगे और वर्षों पर सही मात्रा लगाने और एक से दस तक हिंदी गिनती बोलकर लिखने में सक्षम होंगे।

1. अच्छी आदतें (चित्रकथा)
2. मीठे बोल (कविता)

7




CLASS 2

Name: _____

Class: _____

Division: _____

An illustration of two children, a boy and a girl, sitting at a desk. They are looking at a large pencil that is part of the form's design. The pencil is pointing towards the left, and its tip is near the 'Division' label. The children are sitting on the right side of the pencil, looking at it with interest.

ACTIVE MATHS

PART 1





ANNUAL LEARNING PLAN

PART 1

Unit Name

Content Strand

Unit No.

	Three-Digit Numbers Covers 3-digit numbers and related concepts like comparing and ordering them. Also covers rounding off to 10s and 100s	Number Systems	1
	Addition of Two-Digit Numbers and Money Covers addition of 2-digit numbers with and without regrouping, application of the same and basic concepts of money	Arithmetic Operations	2
	Subtraction of Two-Digit Numbers and Money Covers subtraction of 2-digit numbers with and without regrouping, applications and concepts on combinations of money	Arithmetic Operations	3
	Shapes, Lines, and Patterns Introduces the student to 3D shapes and their attributes, and different types of lines and patterns	Geometry	4

PART 2

Unit Name

Content Strand

Unit No.








	Introduction to Multiplication Connects multiplication with skip counting and repeated addition and covers multiplication of a 2-digit number with a 1-digit number	Arithmetic Operations	5
	Data Representation and Introduction to Division Introduces division as equal sharing and covers representation and interpretation of data in the form of pictographs and tally marks	Arithmetic Operations and Data Handling	6
	Measurement using Non-Standard Units Introduces the use of non-standard units to measure and compare length, weight and capacity to the students. Also covers reading clock upto an hour	Measurement	7

TABLE OF CONTENTS**ACTIVE MATHS – PART 1**

Contents		Page No.
Annual Learning Plan		04
UNIT 1		06
	Three-Digit Numbers	
UNIT 2		35
	Addition of Two-Digit Numbers and Money	
UNIT 3		58
	Subtraction of Two-Digit Numbers and Money	
UNIT 4		82
	Shapes, Lines, and Patterns	

CLASS 2



CCS

PART 1

UNIT 1: DESIGN AND VISUALISATION

PART 1 Unit Name USE THINK BUILD Unit No.


	The IPO Cycle	Tux Paint	Observation Design Skills Visualisation	Draw a detailed computer IPO cycle.	1
----------------------------------------------------------------------------------	---------------	-----------	-----------------------------------------------	-------------------------------------	---

	Fun with Puzzles	GCompris	Observation Visualisation	Create simple algorithms (set of instructions) to move a character through a maze using commands.	2
----------------------------------------------------------------------------------	------------------	----------	------------------------------	---------------------------------------------------------------------------------------------------	---

	Time to Mime	Scratchjr	Visualisation Design Skills	Create a mime story of a Lion and a Rat by adding multiple scenes.	3
----------------------------------------------------------------------------------	--------------	-----------	--------------------------------	--------------------------------------------------------------------	---

	Game Zone	Scratchjr	Design Creativity Multimedia	Create a car racing game with two or more car characters and make them run when tapped. Challenge: Create a shooting game with a shooting character and birds.	4
------------------------------------------------------------------------------------	-----------	-----------	------------------------------------	----------------------------------------------------------------------------------------------------------------------------------------------------------------	---

PART 2 Unit Name USE THINK BUILD Unit No.

	The Frog and Princess Story	Scratchjr	Design Creativity Coding	Create a Frog princess story with two scenes (Day scene and Night scene). Start the conversation between the characters and change the characters across scenes.	5
------------------------------------------------------------------------------------	-----------------------------	-----------	--------------------------------	------------------------------------------------------------------------------------------------------------------------------------------------------------------	---

	My Journal	Word Processor	Design Visualisation	Create your own journal.	6
------------------------------------------------------------------------------------	------------	----------------	-------------------------	--------------------------	---


	Birthday Invite	Word Processor	Observation Creativity Visualisation	Create a birthday party invitation.	7
------------------------------------------------------------------------------------	-----------------	----------------	--------------------------------------------	-------------------------------------	---

CLASS 2

Name: _____

Class: _____

Division: _____



ACTIVE EVS

READER PART 1

ANNUAL LEARNING PLAN

PART 1

Unit Name

Content Strand

Unit No.



Human Body and Safety

Introduces students to external and internal organs and habits to keep the body safe.

Life Science

1



Nutrients in Food

Covers the concepts of nutrients, food groups and the importance of eating a balanced diet.

Life Science

2



Animals

Teaches students about the types of animals, their importance, and how to take care of them.

Life Science

3



Parts and Types of Plants

Teaches students about the types of plants, their importance, and how to take care of them.

Life Science

4

PART 2

Unit Name

Content Strand

Unit No.



Our Universe

Introduces students to the universe and solar system and its planets.

Earth Science

5



Water and Air

Teaches students about the importance of water and air.

Earth Science

6



Force and Energy

Covers the concepts of force, motion, and energy

Physical Science

7

वार्षिक पाठ-योजना

भाग 1

इकाई का नाम

विषय-सूची

इकाई

हमारी पाठशाला

विद्यार्थी अपने आस पास के परिवेश के बारे में जानेंगे और आ, इ, ई की मात्राओं की अवधारणा समझने में सक्षम होंगे।

1. साथ-साथ (चित्रकथा)
2. पाठशाला (कविता)

1

दोस्ती

विद्यार्थी पेड़-पौधों और जीव-जंतुओं के साथ संवेदनशील बनना सीखेंगे और उ, ऊ, ऋ की मात्राओं की अवधारणा समझने में सक्षम होंगे।

1. गुलगुल और कुदुर-मुदुर (कहानी)
2. मृदु-वाणी (कविता)

2

देश हमारा

विद्यार्थी देश की विविध विशेषताओं से परिचित हो पाएँगे और ए, ऐ की मात्राओं की अवधारणा समझने में सक्षम होंगे।

1. पताका (कविता)
2. ऐसा देश है मेरा (कहानी)

3

संसार-हमारा

विद्यार्थी संसार की विविध विशेषताओं के बारे में जानेंगे और ओ, औ की मात्राओं की अवधारणा समझने में सक्षम होंगे।

1. देश-विदेश (कविता)
2. पकवानों का मेला (चित्र कथा)

4

भाग 2

इकाई का नाम

विषय-सूची

इकाई

धरती पर हमारे सहभागी

विद्यार्थी प्रकृति के महत्व को समझेंगे और अनुस्वार, अनुनासिक और विसर्ग की अवधारणा समझने के साथ साथ नाम वाले शब्दों को बोलकर लिखने में सक्षम होंगे।

1. बूझो तो जाने (पहेली)
2. नन्ही (कहानी)

5

रंग ही रंग

विद्यार्थी विभिन्न रंगों की विशेषताओं से परिचित होंगे व सभी मात्राओं के दोहराव के साथ सर्वनाम की अवधारणा समझते हुए एक से बीस तक की हिंदी गिनती बोलकर लिखने में सक्षम होंगे।

1. होली के रंग (चित्र-कथा)
2. इंद्रधनुष (कविता)

6

कल्पना की दुनिया

विद्यार्थी कल्पना शक्ति के विकास के साथ-साथ क्रिया और विशेषण शब्दों को समझने के साथ साथ सप्ताह के दिनों व महीनों के नाम बोलकर लिखने में सक्षम होंगे।

1. एक पेड़ हो ऐसा (कविता)
2. अनोखी इच्छा (चित्रकथा)


7

IN-CLASSROOM

Name: _____

Class: _____

Division: _____



ACTIVE MATHS

PART 1

**Unit Name****Content Strand****Unit No.****Four-Digit Numbers**

Students will write, compare, and order number up to 4 digits and learn rounding off to the nearest 1000

Number
Systems

1

**Three-Digit Addition and Subtraction**

Students will learn to add and subtract 3-digit numbers and solve word problems based on them

Arithmetic
Operations

2

**Measurement Using Non-Standard Units**

Students will use non-standard units to measure weight and volume, and learn to read a calendar

Measurement

3

**Lines, Symmetry, and Patterns**

Students will identify and draw lines and patterns, and learn about symmetry and tiling using 2D shapes

Geometry

4

**Unit Name****Content Strand****Unit No.****Two- and Three-Digit Multiplication**

Students will learn tables up to 10 and perform multiplication of number up to 3 digits

Arithmetic
Operations

5

**Division**

Students will understand that division and multiplication are opposite operations and solve word problems

Arithmetic
Operations

6

**Data Handling and Money Operations**


Students will identify currencies of high denominations, and represent data using pictographs and tally marks

Data Handling
and Money

7



Annual Learning Plan



04

UNIT 1




06

UNIT 2



34

UNIT 3



61

UNIT 4










77


WELCOME CLASS



CCS
PART 1



PART 1	Unit Name	USE	THINK	BUILD	Unit No.
	School Newsletter	Word Processor	Images and Pictures: Design and Classification	Create a school newsletter on a word processor.	1
	Class Calendar Chronicle	Word Processor	Sequencing	Create a chronicle of special events of the year on a word processor.	2
	Underwater Mission	Scratchjr	Abstraction Visualisation Coding	Create an underwater scene using Scratchjr.	3
	Space Explorer	Scratchjr	Abstraction Visualisation Sequencing Coding	Design a space explorer game using Scratchjr.	4
PART 2	Unit Name	USE	THINK	BUILD	Unit No.
	Ministry of Magic	Scratchjr	Abstraction Decomposition Coding	Create a magic show using Scratchjr.	5
	Understanding Food Chains	Slides	Observation Visualisation Presentation	Create a presentation on food chains using a presentation software.	6
	Jigsaw Jumble	GIMP	Observation Problem-Solving Decomposition	Create jigsaw puzzles using GIMP.	7

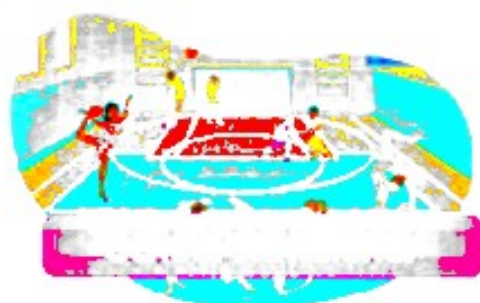


Annual Learning Plan



07

UNIT 1



09

UNIT 2



19

UNIT 3



31

UNIT 4




41

CLASS

Name: _____

Class: _____


Division: _____



ACTIVE EVS

READER PART 1

Unit 1: Animals and Their Young Ones



Unit Name

Content Strand

Unit No.



Animals and Their Young Ones

Introduces students to the concept of reproduction and how animals produce their young ones.

Life Science

1



Plants

Introduces students to the process by which plants reproduce and make their own food.

Life Science

2

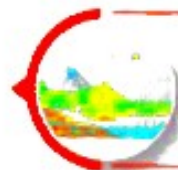


States of Matter and Force

Covers the concepts of forms of matter and the different types of forces.

Physical Science
and
Material Science

3



Water and Atmosphere

Teaches students about water and atmosphere

Earth Science

4



Unit Name

Content Strand

Unit No.



Land and Water

Covers the features of different landforms and waterbodies present on the Earth.

Earth Science

5



Soil

Introduces students to different types of soil, how soil is formed and its importance on Earth.

Earth Science

6



Light and Heat

Teaches students about sources of different forms of energy and how to apply their learning to life.

Physical Science

7

ACTIVE



Annual Learning Plan



04

UNIT 1



06

UNIT 2




18

UNIT 3



30

UNIT 4



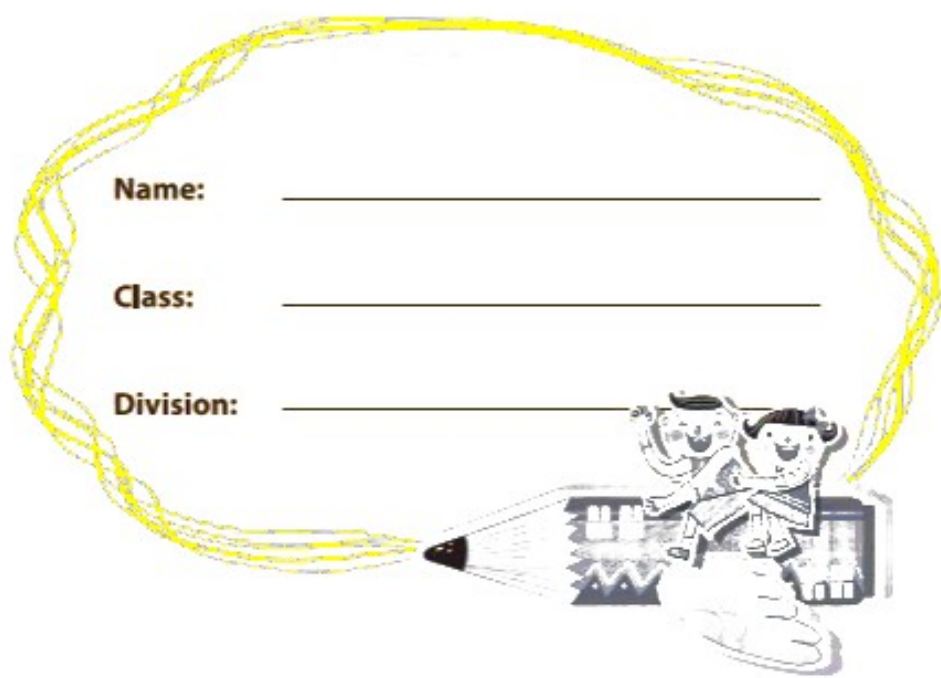
44

CLASS 4

Name: _____

Class: _____

Division: _____



ACTIVE MATHS

PART 1

ANNUAL LEARNING PLAN

PART 1

Unit Name

Content Strand

Unit No.



Large Numbers and Addition

Students will identify, write, compare and add large numbers from 5-digits to 8-digits.

Number Systems
and Operation

1



Subtraction and Multiplication of Large Numbers

Students will subtract and multiply numbers with up to 6 digits and solve word problems based on them

Arithmetic
Operations

2



Three-Digit Division

Students will divide 3-digit numbers by 1 and 2-digit numbers with and without remainder

Arithmetic
Operations

3



Shapes, Spatial Understanding, and Patterns

Students will calculate perimeter and area of rectangles and squares, and identify and extend number patterns

Geometry

4

PART 2

Unit Name

Content Strand

Unit No.



Introduction to Fractions

Students will get introduced to vocabulary related to fractions and learn to compare, add and subtract them

Number Systems
and Operation

5



Measurement

Students will learn about standard units of length, weight and volume and read time with am and pm

Measurement

6



Data Handling and Money

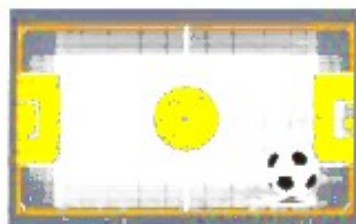
Students will identify, add, subtract, multiply, and divide money, and analyse pictographs and bar graphs

Data Handling
and Money

7


Contents


Page No.


Annual Learning Plan**04****UNIT 1****06****Large Numbers and Addition****UNIT 2****31****Subtraction and Multiplication of Large Numbers****UNIT 3****51****Three-Digit Division****UNIT 4****73****Shapes, Spatial Understanding, and Patterns**


वार्षिक पाठ-योजना

भाग 1	इकाई का नाम	विषय-सूची	इकाई
-------	-------------	-----------	------


	ऐसा देश है मेरा विद्यार्थी देश की प्रगति में योगदान देने वाले लोगों से जुड़ी जानकारी प्राप्त करेंगे व तुलना शब्दों को पहचानने के साथ-साथ भाषा और लिपि की अवधारणा समझते हुए वाक्य-लेखन करने में सक्षम होंगे।	1. जय जवान (कविता) 2. जय विज्ञान (चित्रकथा)	1
----------------------------------------------------------------------------------	-----------------------------------------------------------------------------------------------------------------------------------------------------------------------------------------------------------------------	------------------------------------------------	---


	संसार के गौरव विद्यार्थी संसार के महान व्यक्तियों का परिचय प्राप्त करेंगे व समानार्थी शब्दों को पहचानने, वर्ण तथा वर्णमाला और 'र' के रूपों की अवधारणा समझने के साथ-साथ चित्र-वर्णन करने में सक्षम होंगे।	1. बापू जी (कविता) 2. मैं भी सितारा बन गया (कहानी)	2
----------------------------------------------------------------------------------	--------------------------------------------------------------------------------------------------------------------------------------------------------------------------------------------------------------------	-------------------------------------------------------	---


	प्रकृति का महत्व विद्यार्थी प्रकृति के महत्व को समझेंगे व विलोम शब्दों को पहचानने और संज्ञा, लिंग, वचन की अवधारणा समझने के साथ-साथ अनुच्छेद-लेखन करने में सक्षम होंगे।	1. मेरा गाँव (कविता) 2. ऐसे बचाए पेड़ (कहानी)	3
----------------------------------------------------------------------------------	----------------------------------------------------------------------------------------------------------------------------------------------------------------------------------	--------------------------------------------------	---

	शिक्षा और खेल विद्यार्थी अपने जीवन में शिक्षा और खेल का महत्व जानने व अनेक शब्दों के लिए एक शब्द को पहचानने के साथ-साथ सर्वनाम और विशेषण की अवधारणा समझते हुए कहानी-लेखन करने में सक्षम होंगे।	1. खेलें खेल (कविता) 2. पुस्तक-मेला (कहानी)	4
------------------------------------------------------------------------------------	----------------------------------------------------------------------------------------------------------------------------------------------------------------------------------------------------------	------------------------------------------------	---

भाग 2	इकाई का नाम	विषय-सूची	इकाई
-------	-------------	-----------	------

	सफलता हमारी विद्यार्थी परिश्रम और कर्म से सफलता पाने के महत्व को समझेंगे व क्रिया की अवधारणा समझने के साथ-साथ अनौपचारिक पत्र-लेखन करने में सक्षम होंगे।	1. कर्म और सफलता (कविता) 2. कबूतर और बहेलिया (चित्रकथा)	5
------------------------------------------------------------------------------------	-------------------------------------------------------------------------------------------------------------------------------------------------------------------	------------------------------------------------------------	---

	अधिकार और कर्तव्य विद्यार्थी अपने साथ-साथ दूसरों के अधिकारों और कर्तव्यों के प्रति जागरूक बनेंगे व काल की अवधारणा को समझने के साथ-साथ प्रार्थना पत्र लिखने में सक्षम होंगे।	1. अब यह चिड़िया कहाँ रहेगी (कविता) 2. किस्सा हिस्से का (नाटक)	6
------------------------------------------------------------------------------------	---------------------------------------------------------------------------------------------------------------------------------------------------------------------------------------	-------------------------------------------------------------------	---


	कल्पना की प्रगति विद्यार्थी अपनी कल्पना को वास्तविकता में बदलने की प्रेरणा से प्रेरित होंगे व विराम-चिह्नों, मूलवर्णों की अवधारणा समझते हुए एक से पचास तक की हिंदी गिनती बोलकर लिखने में सक्षम होंगे।	1. अगर सीढ़ियाँ होतीं तो (कविता) 2. नीला गोला (कहानी)	7
------------------------------------------------------------------------------------	-----------------------------------------------------------------------------------------------------------------------------------------------------------------------------------------------------------------	----------------------------------------------------------	---

CLASS 4

Name: _____

Class: _____








Division: _____







ACTIVE EVS

READER PART 1

ANNUAL LEARNING PLAN

PART 1	Unit Name	Content Strand	Unit No.
	Organ Systems Teaches students about digestive and circulatory systems and habits to keep them healthy.	Life Science	1
	Habitat and Adaptations Introduces students to different habitats and the characteristics of plants and animals found in them.	Life Science	2
	Food Habits and Food Chain Covers the concept of food chains and food webs and actions that maintain balance in nature.	Life Science	3
	Weather and Climate Teaches students about weather and climate, and equips them to read a weather report.	Earth Science	4
PART 2	Unit Name	Content Strand	Unit No.
	States of Matter Explains properties of solids, liquids, and gases to help students explore the matter around them.	Physical Science	5
	Types of Forces and Potable Water Introduces students to types of forces and explains the properties of potable water.	Physical Science	6
	Light, Sound, and Electricity Teaches students about different forms of energy and help connect this learning to life.	Physical Science	7

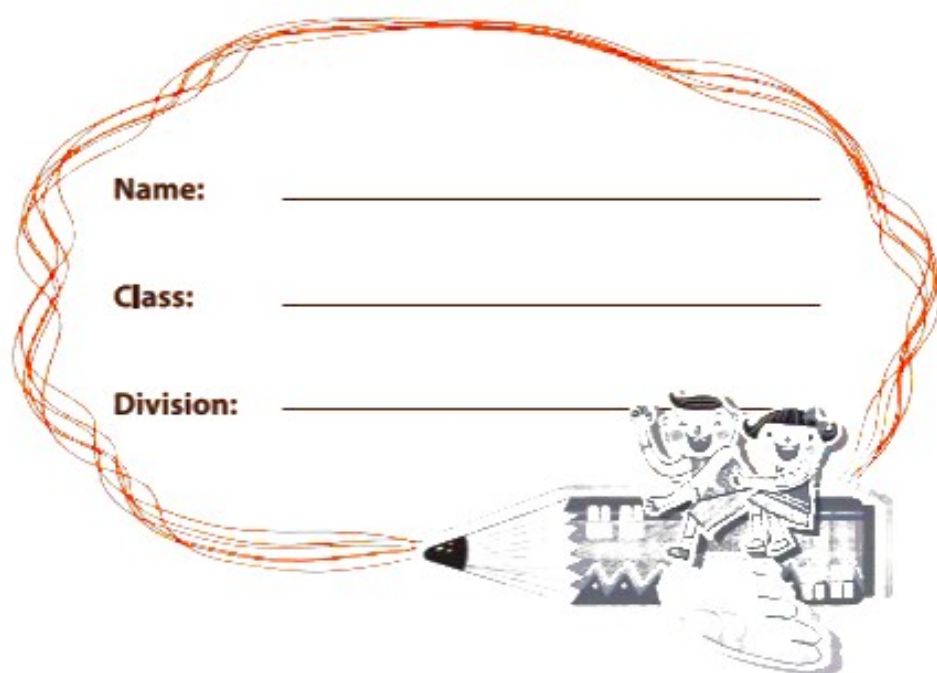
Contents		Page No.
<u>Annual Learning Plan</u>		04
<u>UNIT 1</u>		06
<u>UNIT 2</u>		22
<u>UNIT 3</u>		34
<u>UNIT 4</u>		48

CLASS 5

Name: _____





Class: _____




Division: _____



ACTIVE MATHS

PART 1

Unit Name	Content Strand	Unit No.
 Multiplication of Large Numbers Students will learn how to multiply large numbers and solve word problems involving multiple operations	Arithmetic Operations	1
 Division of Large Numbers Students will learn to divide numbers upto 6 digits and solve word problems involving division	Arithmetic Operations	2
 Angles and 3D Objects Students will learn about types of angles and make 3D shapes using different materials	Geometry	3
 Data Handling Students will represent data using pictographs and bar graphs and solve word problems based on them	Data Handling	4

Unit Name	Content Strand	Unit No.
 Factors and Multiples Students will find out multiples, factors, HCF and LCM of numbers and recognise the connection between them	Number Systems	5
 Fractions and Decimals Students will compare, add, and subtract unlike fractions and learn to convert fractions into decimals	Measurement	6
 Measurement Students will measure, calculate, and convert units of distance, weight, volume, and time	Number Systems	7

Mathematics in Real-World Contexts

Grade 5 Mathematics

Grade 5 Mathematics

Annual Learning Plan

04

UNIT 1



06

UNIT 2



29

UNIT 3



48

UNIT 4



73

This book is a textbook cum practice book that contains important concepts that students learn in class. Students refer to the



भाग 1	इकाई का नाम	विषय-सूची	इकाई
	हमारा देश महान विद्यार्थी देश की महानता को जानेंगे व तुलना शब्दों को पहचानने, भाषा और व्याकरण की अवधारणा समझने के साथ-साथ वाक्य-लेखन में सक्षम होंगे।	1. भारत के त्योहार (कविता) 2. एकाग्रता और अभ्यास (कहानी)	1
	विज्ञान की दुनिया विद्यार्थी विज्ञान के महत्व को जानेंगे व विलोम शब्दों को पहचानने, संज्ञा और उसके भेदों की अवधारणा समझने के साथ-साथ कहानी-लेखन करने में सक्षम होंगे।	1. सपना (कविता) 2. पौधों में जीवन (कहानी)	2
	प्रकृति की छँव विद्यार्थी प्रकृति के महत्व को समझेंगे व अनेक शब्दों के लिए एक शब्द को पहचानने, शब्द-संरचना, लिंग और वचन की अवधारणा को समझने के साथ-साथ अनुच्छेद-लेखन करने में सक्षम होंगे।	1. एक किरण आई-छाई (कविता) 2. दो गौरैया (कहानी)	3
	विश्वास हमारा विद्यार्थी आत्मविश्वास का अर्थ जानेंगे व मुहावरों को पहचानने, सर्वनाम और विशेषण की अवधारणा को समझते हुए अनौपचारिक पत्र लिखने में सक्षम होंगे।	1. सयानी नानी (कविता) 2. हार न मानी (कहानी)	4
भाग 2	इकाई का नाम	विषय-सूची	इकाई
	विज्ञान और प्रगति विद्यार्थी विज्ञान और तकनीक के सदुपयोग को समझ सकेंगे व विराम-चिह्न की अवधारणा समझने के साथ-साथ औपचारिक पत्र लिखने में सक्षम होंगे।	1. विज्ञान और तकनीक (कविता) 2. शिक्षा की आत्मकथा (आत्मकथा)	5
	अनुशासन और आत्मबल विद्यार्थी अपने जीवन में अनुशासन, श्रम और आत्मबल जैसे मूल्यों को अपनाएँगे व क्रिया और काल की अवधारणा को समझने में सक्षम होंगे।	1. चींटी का अनुशासन (कविता) 2. तीन प्रश्न (कहानी)	6
	हमारी कल्पना विद्यार्थी अपनी कल्पना-शक्ति के आधार पर अपने विचारों को श्रेष्ठ बनाने में सक्षम होंगे व अशुद्धि-शोधन की अवधारणा को समझने और एक से सौ तक हिंदी गिनती बोलकर लिखने में सक्षम होंगे।	1. कदंब का पेड़ (कविता) 2. स्रो क्वाइट और सात बौनों की कहानी (कहानी)	7

CLASS 5





CCS
PART 1




ART 1	Unit Name	USE	THINK	BUILD	Unit No.
-------	-----------	-----	-------	-------	----------


	Publishing a Video	Video Editor app, YouTube	Visualisation Design Creativity	Create an awareness video on 'Clean water is vital' and publish it on YouTube.	1
---------------------------------------------------------------------------------	--------------------	---------------------------	---------------------------------------	--------------------------------------------------------------------------------	---

	Planning a Birthday Party	Spreadsheet	Analysis Classification Problem-solving	Perform data analysis and representation using a spreadsheet for planning a birthday party.	2
---------------------------------------------------------------------------------	---------------------------	-------------	-----------------------------------------------	---------------------------------------------------------------------------------------------	---

	Calculator Application	Scratch	Abstraction Coding Decomposition	Create a real-life calculator using Variables and Operators blocks in Scratch.	3
---------------------------------------------------------------------------------	------------------------	---------	----------------------------------------	--------------------------------------------------------------------------------	---

	Treasure Collector Game	Scratch	Abstraction Coding Decomposition Creativity	Create a gravitational effect for a sprite and move it to collect a treasure using various blocks in Scratch.	4
-----------------------------------------------------------------------------------	-------------------------	---------	------------------------------------------------------	---------------------------------------------------------------------------------------------------------------	---

ART 2	Unit Name	USE	THINK	BUILD	Unit No.
-------	-----------	-----	-------	-------	----------

	Snakes and Ladders Game	Scratch	Decomposition Creativity Logical thinking Coding	Create a two-player snakes and ladders game using functions in Scratch.	5
-----------------------------------------------------------------------------------	-------------------------	---------	-----------------------------------------------------------	-------------------------------------------------------------------------	---

	Home Page	HTML, Text Editor	Visualisation Coding Decomposition	Create a web home page using HTML.	6
-----------------------------------------------------------------------------------	-----------	-------------------	------------------------------------------	------------------------------------	---

	Image Map Site	HTML, CSS, Text Editor, Internet	Visualisation Coding Decomposition Multimedia	Create a website consisting of multiple pages using HTML.	7
-----------------------------------------------------------------------------------	----------------	----------------------------------	--------------------------------------------------------	-----------------------------------------------------------	---



Annual Learning Plan



07

UNIT 1



09

UNIT 2



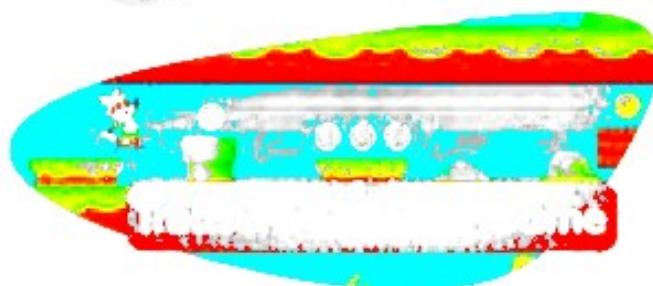
23

UNIT 3



39

UNIT 4



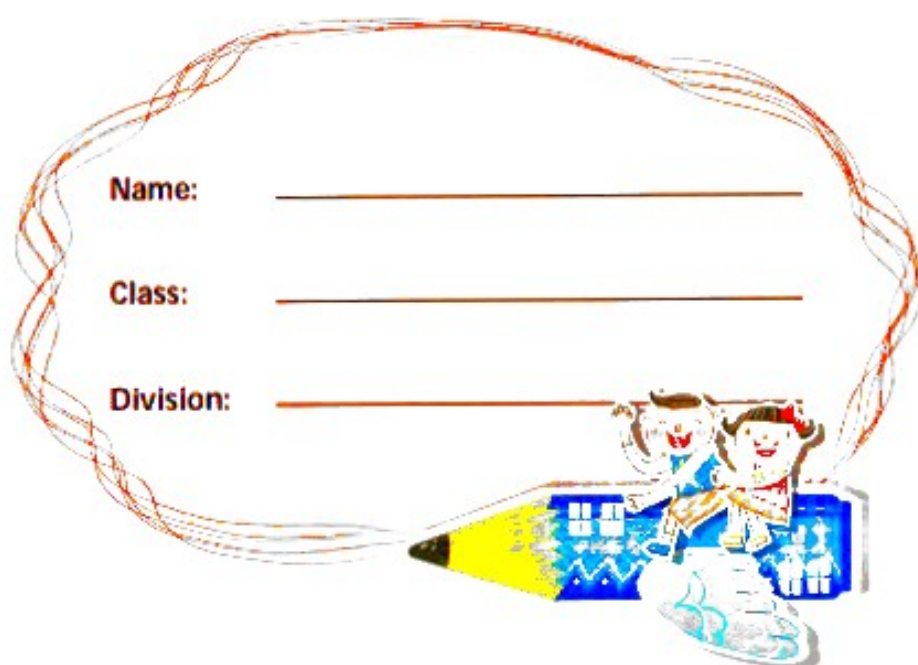
57

CLASSMATE

Name: _____

Class: _____

Division: _____



***ACTIVE* EVS**

READER PART 1

UNIT 1



Unit Name

Content Strand

Unit No.



Organ Systems

Teaches students about the skeletal, muscular, and nervous systems in the human body.

Life Science

1



Organ Systems and Diseases

Covers the respiratory, circulatory, and urinary systems in our body and the different types of diseases.

Life Science

2



Earth, Rocks, and Minerals

Introduces students to the structure of the earth and the types of rocks and minerals present in it.

Earth Science

3



Waste, Earth and its Movements

Teaches students about waste management practices and the types of movements of Earth.

Earth Science

4



Unit Name

Content Strand

Unit No.



Disasters and Personal Safety

Covers the types of disasters and the safety measures to minimise their effect.

Earth Science

5



Force and Simple Machines

Introduces students to simple machines and their applications in real-life.

Physical Science

6



Energy and Its Resources

Covers the different types of energy, their primary sources, and the ways to use energy responsibly.

Physical Science

7

2019-2020


Contents

Page

Annual Learning Plan

04

UNIT 1



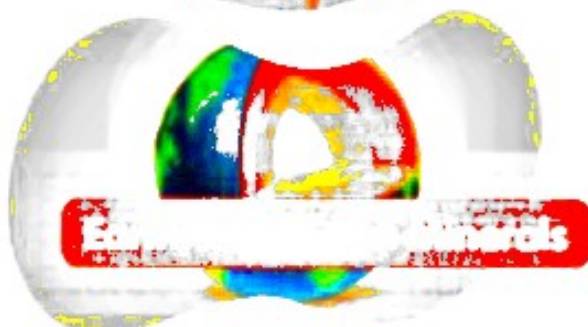
06

UNIT 2



20

UNIT 3



35

UNIT 4



50

CLASS 6

Name: _____

Class: _____

Division: _____



EXPERT BOOK
PART 1

ANNUAL LEARNING PLAN

PART 1

Unit Name

Content Strand | NCERT Chapter




Number System 1

Students will apply large numbers in real-life situations, learn and use factors and multiples

Number System

1, 2, 3



Number System 2

Students will real-life problems involving HCF and LCM, and get introduced to negative numbers

Number System

3, 6



Geometry

Students will get introduced to angles and polygons and learn about their properties

Geometry

4, 5, 13



Fractions and Decimals

Students will apply fractions and decimals in problems involving money, length and weight

Number System

7, 8

PART 2

Unit Name

Content Strand | NCERT Chapter



Algebra

Students will learn algebra by representing patterns using variables and solving equations

Algebra and Proportions

11



Ratio and Proportion

Students will learn about ratios to compare quantities and use unitary method to solve problems

Algebra and Proportions

12



Money and Data Handling

Students will analyse bar graphs, calculate area and perimeter of shapes, and construct angles

Geometry and Data Handling

9, 10, 14

MATHS — PART 4

Contents

Page No.

Annual Learning Plan

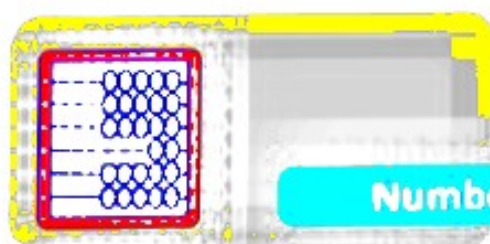
04

Unit 1



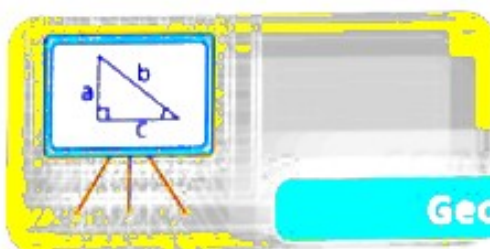
06

Unit 2




36

Unit 3



62

Unit 4



86

SCIENCE — PART 1

Contents

Page No.

Annual Learning Plan

04

Unit 1



Food and Its Components

06


Biology

Unit 2



Plants and Characteristics
of Living Organisms

27


Chemistry

Unit 1



Sorting, Separation,
and Changes

53


Physics

Unit 1



Motion and Light

82

ANNUAL LEARNING PLAN

PART 1

Unit Name

Content Strand

NCERT Chapter



Food and Its Components

Teaches students about the variety of food, their sources, and the concept of a balanced diet.

Biology
Unit 1

1, 2



Plants and Characteristics of Living Organisms

Covers the characteristics of plants and animals and how they survive in their habitat.

Biology
Unit 2

7, 9



Sorting, Separation, and Changes

Teaches students about mixtures, their methods of separation, and the different types of changes.

Chemistry
Unit 1

4, 5, 6



Motion and Light

Introduces students to the concepts of measurement, motion, and the phenomena related to light.

Physics
Unit 1

10, 11

PART 2

Unit Name

Content Strand

NCERT Chapter



Fibre to Fabric and Body Movements

Covers the process of producing natural fabrics and the study of body structures that help animals move.

Biology
Unit 3

3, 8

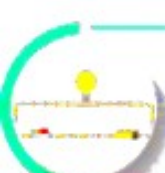


Water, Air, and Garbage

Develops an understanding of the impact of human activities on environment and ways to protect it.

Biology
Unit 4

14, 15, 16



Electricity and Magnetism

Introduces students to the concepts of electricity and magnetism through investigations.

Physics
Unit 2

12, 13

हिंदी - भाग 1

विषय-तालिका

पृष्ठ संख्या

वार्षिक पाठ-योजना

03

इकाई 1



05

इकाई 2



33

इकाई 3



56

इकाई 4



83

भाग 1**इकाई का नाम****इकाई****NCERT पाठ क्रमांक****कथेतर साहित्य**

विद्यार्थियों को कथेतर साहित्य से परिचित कराती है तथा पाठ के नए शब्दों के अर्थ को समझते हुए, उसके मूल भाव को समझने जैसे कौशल को विकसित करती है।

इकाई 1

वसंत : पाठ 2, 5 और 11

बाल रामकथा : पाठ 1

**कथा साहित्य**

कहानी के तत्वों और कहानी को स्वयं से जोड़ने के कौशल को विकसित करती है।

इकाई 2

वसंत : पाठ 3 और 6

बाल रामकथा : पाठ 2 और 3

**कविता**

विद्यार्थियों को कविता और उसके तत्वों से परिचित कराती है।

इकाई 3

वसंत : पाठ 1, 4 और 7

बाल रामकथा : पाठ 4

**कथेतर साहित्य**

विद्यार्थियों को निबंध और उसके मुख्य विषय से परिचित कराती है।

इकाई 4

वसंत : पाठ 15 और 17

बाल रामकथा : पाठ 5 और 6

भाग 2**इकाई का नाम****इकाई****NCERT पाठ क्रमांक****कथा साहित्य**

विद्यार्थियों को विभिन्न प्रकार की काल्पनिक कहानियों को पढ़ने और पात्रों और घटनाओं के विश्लेषण को गहराई से जानने का अवसर प्रदान करती है।

इकाई 5

वसंत : पाठ 8 और 9

बाल रामकथा : पाठ 7 और 8

**कविता**

कविता के भाव, उद्देश्य और संदेश को समझने की क्षमता का विकास करती है।

इकाई 6

वसंत : पाठ 10, 13 और 16

बाल रामकथा : पाठ 9 और 10

**कथेतर साहित्य**

अकाल्पनिक रचनाओं के प्रति विद्यार्थियों की समझ को दृढ़ता प्रदान करती है।

इकाई 7

वसंत : पाठ 12 और 14

बाल रामकथा : पाठ 11 और 12




NCERT द्वारा दो पुस्तकें निर्धारित की गई हैं— वसंत (भाग 1) एवं बाल रामकथा

CLASS 6








CCS
PART 1

TABLE OF CONTENTS | CCS - PART 4

Contents		Page No.
<u>Annual Learning Plan</u>		07
<u>Unit 1</u>		09
<u>Unit 2</u>		20
<u>Unit 3</u>		27
<u>Unit 4</u>		39



PART 1	Unit Name	USE	THINK	BUILD	Unit No.
	Apps Are Helpful	MIT App Inventor with emulator/ AI2 companion	Visualisation, Observation, Creativity, Abstraction, Problem Decomposition	Create the TextToSpeech and MathMagic apps using App Inventor.	1
	Calculations Made Easy	MIT App Inventor with emulator/ AI2 companion	Visualisation, Observation, Creativity, Abstraction, Problem Decomposition	Create the BasicCalculator and AdvanceCalculator apps.	2
	Marvellous Heroes	Python (Introduction)	Creativity, Coding, Abstraction, Visualisation	Create a superhero quiz — Marvellous Heroes.	3
	Dodge the Dynamite	Python (Basic)	Creativity, Coding, Abstraction, Visualisation	Create a Dodge the Dynamite game.	4
PART 2	Unit Name	USE	THINK	BUILD	Unit No.
	Ping Pong	Python (Advanced)	Visualisation, Creativity, Critical Thinking, Analysis, Abstraction, Coding	Create an infinite screen game named Ping Pong.	5
	Fun with Maths — I	HTML	Visualisation, Creativity, Critical Thinking, Analysis, Abstraction, Coding	Create a website on mathematical facts.	6
	Fun with Maths — II	HTML CSS	Visualisation, Creativity, Critical Thinking, Analysis, Abstraction, Coding	Create a quiz registration website and implement CSS on it.	7

CLASS 7

Name:	_____
Class:	_____
Division:	_____



EXPERT BOOK
PART 1

SCIENCE — PART 1

Contents

Page No.

Annual Learning Plan

04

Unit 1



Nutrition and Respiration

06


Biology

Unit 2



15°C Weather, Winds, and Soil

36


Chemistry

Unit 1



Fabrics, Chemicals, and Changes

64


Physics

Unit 1







Heat and Light




95

ANNUAL LEARNING PLAN

PART 1

	Unit Name	Content Strand	NCERT Chapter
	Nutrition and Respiration Teaches students about the life processes - nutrition and respiration in plants and animals.	Biology Unit 1	1, 2, 10
	Fabrics, Chemicals, and Changes Introduces students to types of fabrics, chemical substances, and changes through investigations	Biology Unit 2	7, 8, 9
	Sorting, Separation, and Changes Teaches students about mixtures, their methods of separation, and the different types of changes.	Chemistry Unit 1	3, 5, 6
	Heat and Light Covers the concepts of heat transfer, reflection of light, and their application in real-life.	Physics Unit 1	4, 15

PART 2

	Unit Name	Content Strand	NCERT Chapter
	Transportation and Reproduction Teaches students about the life processes - reproduction and transportation in plants and animals.	Biology Unit 3	11, 12
	Natural Resources and Waste Management Covers the impact of human activities on natural resources and measures to protect them.	Biology Unit 4	16, 17, 18
	Motion and Electricity Introduces students to the concept of motion, electric current, and their applications in life.	Physics Unit 2	13, 14

MATHS — PART 1

Contents

Page No.

Annual Learning Plan

04

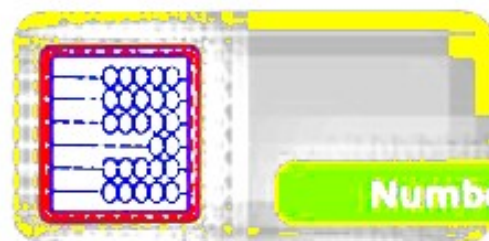
Unit 1



Number System

06

Unit 2



Number System

31

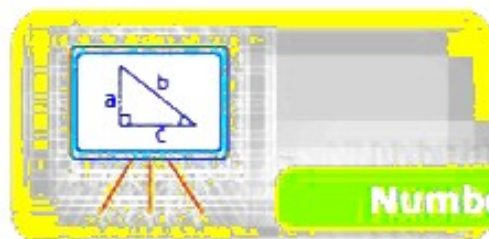
Unit 3



Geometry

55

Unit 4



Number System


78

ANNUAL LEARNING PLAN


ART 1

Unit Name	Content Strand	NCERT Chapter
-----------	----------------	---------------

 Fractions, Decimals and Percentages Students will solve real-life problems using operations on decimals, fractions, ratio, and percentages	Number System	2, 8
--------------------------------------------------------------------------------------------------------------------------------------------------------------------------------------------------------------------------------------	---------------	------


 Integers and Rational Numbers Students will apply properties of integers and get introduced to rational numbers	Number System	1, 9
-----------------------------------------------------------------------------------------------------------------------------------------------------------------------------------------------------------	---------------	------


 Data Handling and Exponents Students will express numbers using exponents and solve problems using measures of central tendencies	Data Handling and Number Operations	3, 13
------------------------------------------------------------------------------------------------------------------------------------------------------------------------------------------------------------------------------	-------------------------------------	-------

 Geometry 1 Students will apply fractions and decimals in problems involving money, length and weight	Geometry	5, 6
--------------------------------------------------------------------------------------------------------------------------------------------------------------------------------------------------	----------	------

ART 2

Unit Name	Content Strand	NCERT Chapter
-----------	----------------	---------------

 Algebra Students will learn algebra by representing patterns using variables and solving equations	Algebra	12, 4
------------------------------------------------------------------------------------------------------------------------------------------------------------------------------------------------	---------	-------

 Geometry 2 Students will study congruency and learn to construct parallel lines and simple triangles	Geometry	7, 10
--------------------------------------------------------------------------------------------------------------------------------------------------------------------------------------------------	----------	-------

 Mensuration and Symmetry Students will learn about symmetry, visualise nets of shapes, and calculate perimeter and area	Geometry and Mensuration	14, 15, 11
---------------------------------------------------------------------------------------------------------------------------------------------------------------------------------------------------------------------	--------------------------	------------

CLASS 7



CCS

PART 1

TABLE OF CONTENTS**CCS – PART 1**

Contents	Page No.
<u>Annual Learning Plan</u>	07
<u>Unit 1</u>	 09 Explore the World with Apps – I
<u>Unit 2</u>	 22 Explore the World with Apps – II
<u>Unit 3</u>	 33 Treasure Trove
<u>Unit 4</u>	 45 Hanging by a Thread



PART 1	Unit Name	USE	THINK	BUILD	Unit No.
	Explore the World with Apps — I	MIT App Inventor with emulator/ AI2 companion	Imagine, Design and Sequencing	Create an AudioNotes app, an AroundTheWorld app, and a FlagQuiz app using operators, variables.	1
	Explore the World with Apps — II	MIT App Inventor with emulator/ AI2 companion	Develop, Design and Sequencing, Coding	Create a VoiceClock app and a TravelBot app using sensors and procedures.	2
	Treasure Trove	Python (Introduction)	Abstraction, Sequencing, Coding	Create a text-based adventure game — Treasure Trove.	3
	Hanging by a Thread	Python (Basic)	Abstraction, Visualisation, Sequencing, Coding	Create a shape-drawing game, a Turtle Competition, and a text-based interactive game — Hangman.	4
PART 2	Unit Name	USE	THINK	BUILD	Unit No.
	2048 to Tic-Tac-Toe	Python (Advanced)	Visualisation, Creativity, Critical Thinking, Analysis, Abstraction, Coding	Create popular logic-based games like 2048 and Tic-Tac-Toe.	5
	Cupcake Snake	Python (Projects)	Visualisation, Creativity, Critical Thinking, Analysis, Abstraction, Coding	Design screen games like Cupcake Snake using Python libraries.	6
	Tech Trivia	HTML CSS JS	Creativity, Visualisation, Coding	Create an interactive web page.	7

हिंदी – भाग 1

विषय-तालिका

पृष्ठ संख्या

वार्षिक पाठ-योजना

03

इकाई 1



05

इकाई 2



32

इकाई 3



66

इकाई 4



95

वार्षिक पाठ-योजना

भाग 1

इकाई का नाम

इकाई

NCERT पाठ क्रमांक

कथेतर साहित्य

विद्यार्थियों को कथेतर साहित्य से परिचित कराती है तथा पाठ का पूर्वावलोकन करते हुए निबंध और निबंध के प्रकार को समझते हुए, उसके मुख्य विचार को समझने जैसे कौशल को विकसित करती है।

इकाई 1

वसंत : पाठ 14, 6, और 10

बाल महाभारत कथा : पाठ 1 से 4

कथा साहित्य

कहानी तथा नाटक के तत्वों को समझकर स्वयं से जोड़ने के कौशल को विकसित करती है।

इकाई 2

वसंत : पाठ 5, 9 और 7

बाल महाभारत कथा : पाठ 5 से 9

कविता

कविता की सामान्य तथा भाषागत विशेषताओं से परिचित कराती है और चरणबद्ध व्याख्या करने के कौशल को विकसित करती है।

इकाई 3

वसंत : पाठ 4, 1 और 20

बाल महाभारत कथा : पाठ 4

कथेतर साहित्य

विद्यार्थियों को रेखाचित्र की विशेषताओं और पात्रों के चरित्रों से परिचित कराती है।

इकाई 4

वसंत : पाठ 15, 17 और 18

बाल महाभारत कथा : पाठ 15 से 17

भाग 2

इकाई का नाम

इकाई

NCERT पाठ क्रमांक

कथा साहित्य

विद्यार्थियों को विभिन्न प्रकार की काल्पनिक कहानियों को पढ़ने और पात्रों और घटनाओं के विश्लेषण को गहराई से जानने का अवसर प्रदान करती है।

इकाई 5

वसंत : पाठ 2 और 12

बाल महाभारत कथा : पाठ 18 से 24

कविता

कविता के भाव, उद्देश्य और संदेश को समझने की क्षमता का विकास करती है।

इकाई 6

वसंत : पाठ 8, 11, 13 और 16

बाल महाभारत कथा : पाठ 25 से 32

कथेतर साहित्य

अकाल्पनिक रचनाओं के प्रति विद्यार्थियों की समझ को दृढ़ता प्रदान करती है।

इकाई 7

वसंत : पाठ 3 और 19

बाल महाभारत कथा : पाठ 33 से 40



Name: _____

Class: _____


Division: _____



EXPERT BOOK

PART 1

Annual Learning Plan




Annual Learning Plan



04

Geography

Unit 1



06

History

Unit 1



34

Unit 2



60

Social and
Political Life

Unit 1



84

**PART 1****Natural Resources**

Explains the types of resources and their distribution on the earth

Geography
Unit 1

1, 2, 3

**The East India Company Arrives**

Explains how the British came to rule over India

History
Unit 1

1, 2, 3, 4

**Life under Colonial Rule**

Examines the ways in which colonialism harmed people's lives

History
Unit 2

5, 6, 7

**Fundamentals of Governance**

Explains the processes of lawmaking and governance in our country

Social and Political Life
Unit 1

1, 2, 3, 4, 5

PART 2**Using Resources to Make a Living**

Teaches the different types of economic activities that people undertake

Geography
Unit 2

4, 5, 6

**Great Changes in Indian Society and Politics**

Covers the historic Indian freedom struggle and the birth of our nation

History
Unit 3

8, 9, 10

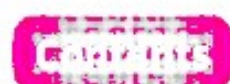
**The Government: Working towards Equality**

Examines how the government works towards creating equality in society

Social and Political Life
Unit 2

6, 7, 8, 9, 10

2024-2025 Annual Learning Plan Science Department



Annual Learning Plan

04


Unit 1



06



Unit 2



28



Unit 1



56



Unit 1



81

**PART 1****Unit Name****Content Strand | NCERT Chapter****Crop Production, Microorganisms, and Conservation**

Teaches students about how to produce crops, types of microorganisms, and conservation of plants and animals.

Biology
Unit 1

1, 2, 7

**Cells and Reproduction**

Introduces students to types of cells, their functioning, and the process of reproduction in animals

Biology
Unit 2

8, 9

**Fibres, Plastics, Metals, and Non-Metals**

Covers the properties, functions, and uses of synthetic fibres, plastics, metals, and non-metals

Chemistry
Unit 1

3, 4

**Force, Friction, and Sound**

Covers conceptual and practical applications of force, friction, pressure, and sound

Physics
Unit 1

11, 12, 13

PART 2**Unit Name****Content Strand | NCERT Chapter****Adolescence and Pollution of Air and Water**

Teaches students about the concept of adolescence, and covers the pollution of air and water.

Biology
Unit 3

10, 18

**Fossil Fuels, Combustion, and Natural Phenomena**

Introduces students to fossil fuels, combustion, and the phenomena of earthquakes and lightning.

Chemistry
Unit 2

5, 6, 15

**Chemical Effects of Current, Light, Stars, and the Solar System**

Covers the concepts of chemical effects of current, stars, solar system, and the reflection and refraction of light

Physics
Unit 2

14, 16, 17



Annual Learning Plan



04

Unit 1




06

Unit 2



25

Unit 3



53




Unit 4



79



PART 1		Unit Name	Content Strand	NCERT Chapter
	Number System Students will learn about rational numbers and prove divisibility rules of a few numbers	Number System	2, 8	
	Exponents Students will express numbers using exponents and solve problems involving squares, cubes, and roots	Number Operation	1, 9	
	Quadrilaterals and Practical Geometry Students will learn about various quadrilaterals, their properties and how to construct them	Geometry	3, 13	
	Data Handling and Graphs Students will represent and analyse data in bar graphs, histograms, pie charts and line graphs	Data Handling	5, 6	

PART 2		Unit Name	Content Strand	NCERT Chapter
	Algebra Students will learn linear equations in one variable, algebraic expressions and factorisation	Algebra and Proportions	12, 4	
	Ratios and Proportion Students will apply percentages to profit-loss, taxes, interest, and solve problems on proportions	Algebra and Proportions	7, 10	
	Geometry and Mensuration Students will learn about polyhedrons and how to calculate surface area and volume	Geometry and Mensuration	14, 15, 11	



संस्कृत पाठ्यपुस्तक

संस्कृत पाठ्यपुस्तक

वार्षिक पाठ-योजना


03

इकाई 1



05

इकाई 2



36

इकाई 3



58

इकाई 4



86

भाग 1**इकाई का नाम****इकाई****NCERT पाठ क्रमांक****कथेतर साहित्य**

विद्यार्थियों को कथेतर साहित्य से परिचित कराती है तथा पाठ के मूल भाव एवं मुख्य विचार को समझने जैसे कौशल को विकसित करती है।

इकाई 1

वसंत : पाठ 5, 7 और 16

भारत की खोज : पाठ 1

**कविता**

कविता की विशेषताओं तथा उनके व्यक्त तथा निहित अर्थ को समझने के कौशल को विकसित करती है।

इकाई 2

वसंत : पाठ 1 और 4

भारत की खोज : पाठ 2 और 3


**कथा साहित्य**

विद्यार्थियों को कहानी के तत्वों और कहानी के मूल भाव से परिचित कराते हुए स्वयं से जोड़ने के कौशल से परिचित कराती है।

इकाई 3

वसंत : पाठ 3, 10 और 14

भारत की खोज : पाठ 4

**कविता**

विद्यार्थियों को कविता के केंद्रीय भाव, विषय और उद्देश्य से परिचित कराती है।

इकाई 4

वसंत : पाठ 6 और 8

भारत की खोज : पाठ 5 और 6

भाग 2**इकाई का नाम****इकाई****NCERT पाठ क्रमांक****कथेतर साहित्य**

अकाल्पनिक रचनाओं के प्रति विद्यार्थियों की समझ को दृढ़ता प्रदान करती है।

इकाई 5

वसंत : पाठ 11 और 13

भारत की खोज : पाठ 7

**कविता**

कविता की व्याख्या, मूलभाव और संदेश को समझने की क्षमता का विकास करती है।

इकाई 6

वसंत : पाठ 9, 12 और 15

भारत एक खोज : पाठ 8

**कथा साहित्य**

विद्यार्थियों को विभिन्न प्रकार की काल्पनिक कहानियों को पढ़ने और पात्रों और घटनाओं के विश्लेषण को गहराई से जानने का अवसर प्रदान करती है।

इकाई 7


वसंत : पाठ 2, 17 और 18

भारत एक खोज : पाठ 9



CCS

PART 1



Annual Learning Plan



07

Unit 1



09

Unit 2



20

Unit 3








30

Unit 4



40


PART 1	Unit Name	USE	THINK	BUILD	Unit No.
	Learning through Apps	MIT App Inventor with emulator/ AI2 companion	Imagine, Design, and Sequencing	Create the AudioNotes and ScienceTrivia apps using App Inventor.	1
	Fun with Apps	MIT App Inventor with emulator/ AI2 companion	Develop, Design, Sequencing, and Coding	Create a RabbitMash and ToDoList app using Canvas, Procedure, and TinyDB.	2
	Musical Journey with Apps — I	Android Studio (Introduction)	Visualisation, Decomposition, Creativity, and Coding	Design a PianoLite app.	3
	Musical Journey with Apps — II	Android Studio (Basic)	Visualisation, Critical Thinking, Decomposition, and Analysis	Create a PianoLite app.	4
PART 2	Unit Name	USE	THINK	BUILD	Unit No.
	Mobile Library App	Android Studio (Advanced)	Visualisation, Decomposition, Analysis, Abstraction, and Coding	Create a MobileLibrary app.	5
	Digital Library — I	MySQL	Visualisation, Decomposition, Abstraction, and Coding	Create a Library Custom Report.	6
	Digital Library — II	MySQL	Visualisation, Coding, and Abstraction	Create a Book Distribution System.	7

ELGA-2

Name: _____

Class: _____

Division: _____



READER PART 1

ANNUAL LEARNING PLAN

LEVEL 1

Unit 1
Level B1

Unit 2
Level B2

Unit 3
Level C1

Unit 4
Level C2



PHONICS

- Read beginning sounds in words.
- Blend sounds to read words.

- Read words with different beginning sounds.
- Blend sounds to read 3-letter words.



WHOLE WORDS

- Read 25 new high-frequency words.

- Read 38 new high-frequency words.



READING AND LISTENING COMPREHENSION

- Read simple stories with familiar words.
- Make text-to-self connections.
- Sequence the order of a story.
- Answer factual questions.

- Read stories with new words.
- Answer factual questions.
- Identify the setting of a story.
- Retell the events in a story.
- Ask questions about a story.



GRAMMAR

—

- Identify and list naming words (nouns) — singular, plural, common, and proper,



WRITING AND SPEAKING EXPRESSION

- Write lower case letters.
- Draw and label to express.
- Speak simple sentences.

- Write letters without tracing lines.
- Draw and label to express.
- Explain using short sentences.



GENERAL AWARENESS

- Develop awareness about home and friends.
- Learn to help everyone around them.

- Learn about their community and sharing the planet with plants.
- Learn about sharing, caring, and saving plants.

ANNUAL LEARNING PLAN



Unit 5
Level D1

Unit 6
Level D2

Unit 7
Level E1

Unit 8
Level E2



PHONICS

- Blend sounds to read 3-letter words.
- Read words from different word families.

- Blend sounds to read 3-letter words.
- Read words from different word families.



WHOLE WORDS

- Read 31 new high-frequency words.

- Read 50 new high-frequency words.



READING AND LISTENING COMPREHENSION

- Sequence the events of a story.
- Identify the theme of a text.
- Identify characters and their actions.
- Use clues to guess the meanings of new words.

- Explain the main idea with details.
- Make inferences from a story.
- Make predictions about a story.
- Draw conclusions based on the events in a text.



GRAMMAR

- Classify words as nouns or verbs.
- Identify and use adverbs.
- Use prepositions in sentences.

- Use different types of determiners.
- Construct a variety of sentences.



WRITING AND SPEAKING EXPRESSION

- Write 2–3 sentences.
- Use a set of sentence structures.
- Narrate stories.

- Write 2–3 sentences.
- Use pictures to write the main idea.
- Comprehend pictures to tell a story.



GENERAL AWARENESS

- Learn about sharing the planet with animals and taking care of them.
- Learn about India and its diversity.


- Learn about the culture, language, and sports of neighbouring countries.

ELGA 3

Name: _____

Class: _____






Division: _____




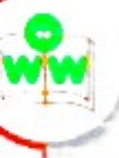




READER

PART 1

LANGUAGE LEARNING PLAN

Dive into the world of English		Unit 1 Level C1	Unit 2 Level C2	Unit 3 Level D1	Unit 4 Level D2
	PHONICS	<ul style="list-style-type: none">Read words with different beginning sounds.Blend sounds to read 3-letter words.		<ul style="list-style-type: none">Blend sounds to read 3-letter words.Read words from different word families.	
	WHOLE WORDS	<ul style="list-style-type: none">Read 38 new high-frequency words.		<ul style="list-style-type: none">Read 31 new high-frequency words.	
	READING AND LISTENING COMPREHENSION	<ul style="list-style-type: none">Read stories with new words.Answer factual questions.Identify the setting of a story.Retell the events in a story.Ask questions about a story.		<ul style="list-style-type: none">Sequence the events of a story.Identify the theme of a text.Identify characters and their actions.Use clues to guess the meanings of new words.	
	GRAMMAR	<ul style="list-style-type: none">Identify and list naming words (nouns) — singular, plural, common, and proper.		<ul style="list-style-type: none">Classify words as nouns or verbs.Identify and use adverbs.Use prepositions in sentences.	
	WRITING AND SPEAKING EXPRESSION	<ul style="list-style-type: none">Write letters without tracing lines.Draw and label to express.Explain using short sentences.		<ul style="list-style-type: none">Write 2–3 sentences.Use a set of sentence structures.Narrate stories.	
	GENERAL AWARENESS	<ul style="list-style-type: none">Learn about their community and sharing the planet with plants.Learning about sharing, caring, and saving plants.		<ul style="list-style-type: none">Learn about sharing the planet with animals and taking care of them.Learn about India and its diversity.	

Language Learning Plan

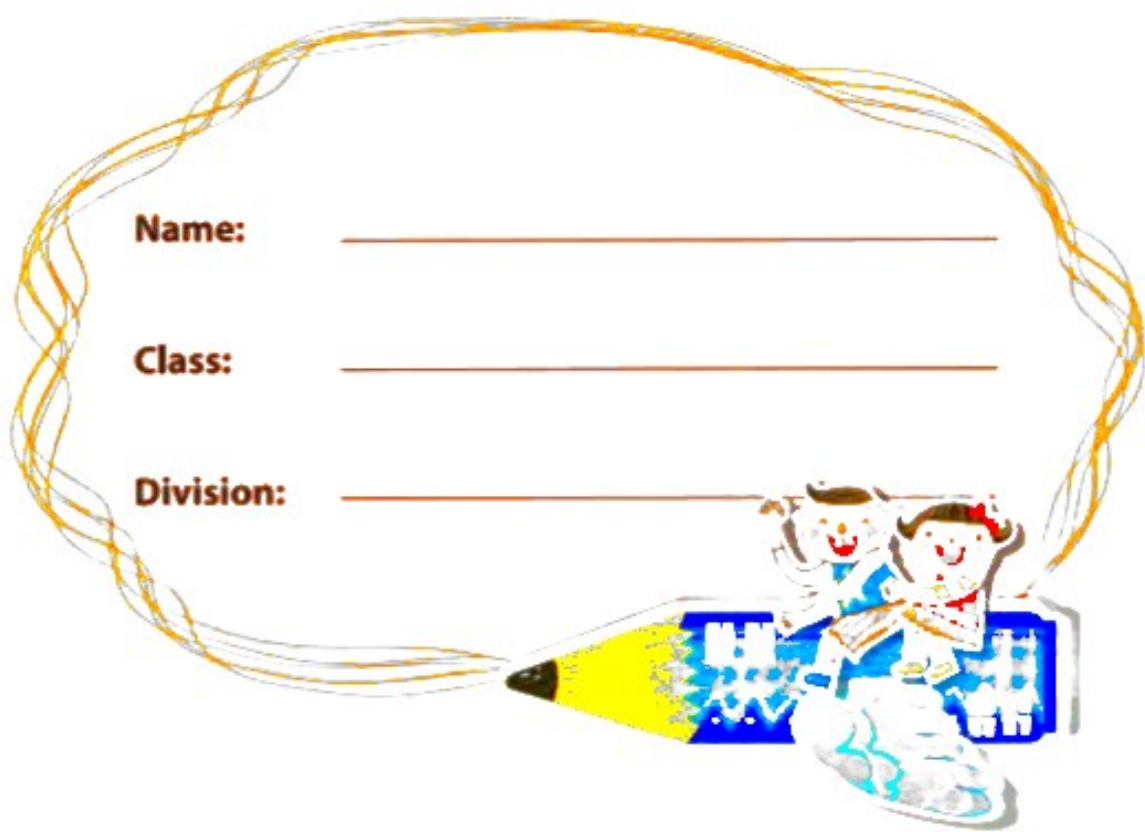
	Unit 5 Level E1	Unit 6 Level E2	Unit 7 Level F1	Unit 8 Level F2
 PHONICS	<ul style="list-style-type: none"> Blend sounds to read 3-letter words. Read words from different word families. 		<ul style="list-style-type: none"> Read and spell words with various blends and digraphs. 	
 WHOLE WORDS	<ul style="list-style-type: none"> Read 50 new high-frequency words. 		<ul style="list-style-type: none"> Read and spell 32 new high-frequency words. 	
 READING AND LISTENING COMPREHENSION	<ul style="list-style-type: none"> Explain the main idea with details. Make inferences from a story. Make predictions about a story. Draw conclusions based on the events in a text. 		<ul style="list-style-type: none"> Describe characters and setting with evidence. List the events in a story in sequence. Make text-to-self connections. Explain the main idea and key details. Use clues to guess the meanings of new words. 	
 GRAMMAR	<ul style="list-style-type: none"> Use different types of determiners. Construct a variety of sentences. 		<ul style="list-style-type: none"> Identify and convert from singular to plural nouns. Identify and name collective nouns. Identify male and female gender in a story. 	
 WRITING AND SPEAKING EXPRESSION	<ul style="list-style-type: none"> Write 2–3 sentences. Use pictures to write the main idea. Comprehend pictures to tell a story. 		<ul style="list-style-type: none"> Write 3–5 sentences. Use describing words to write sentences. Comprehend pictures to tell a story. 	
 GENERAL AWARENESS	<ul style="list-style-type: none"> Learn about the culture, language, and sports of neighbouring countries. 		<ul style="list-style-type: none"> Read stories about adventure. Learn about the monuments of India. 	

ELGA 4

Name: _____

Class: _____







Division: _____



READER

PART 1

LANGUAGE LEARNING PLAN

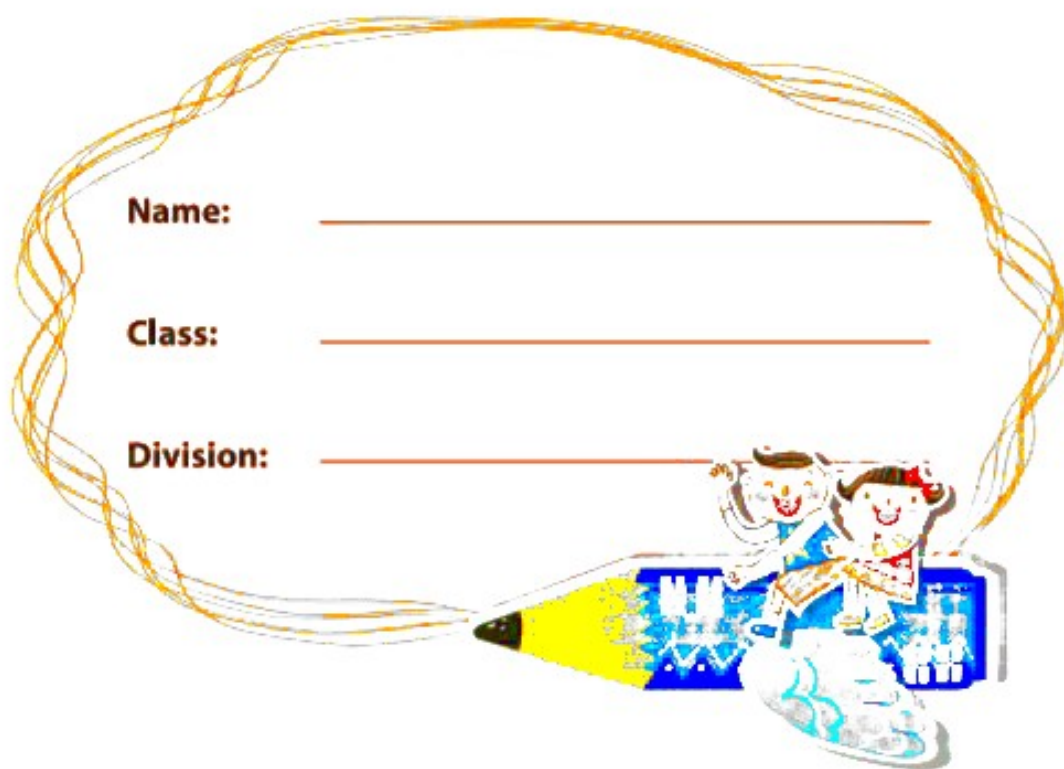
	Unit 5 Level F1	Unit 6 Level F2	Unit 7 Level G1	Unit 8 Level G2
 PHONICS	<ul style="list-style-type: none"> Read and spell words with various blends and digraphs. 		<ul style="list-style-type: none"> Read and spell words with vowel digraphs and magic 'e'. 	
 WHOLE WORDS	<ul style="list-style-type: none"> Read and spell 32 new high-frequency words. 		<ul style="list-style-type: none"> Read, spell, and use 36 new high-frequency words. 	
 READING AND LISTENING COMPREHENSION	<ul style="list-style-type: none"> Describe characters and setting with evidence. List the events in a story in sequence. Make text-to-self connections. Explain the main idea and key details. Use clues to guess the meanings of new words. 		<ul style="list-style-type: none"> Describe how a character affects the events in a story. Describe the main problem and solution in a story. Identify the similarities between a character and self. Use clues to guess the meanings of new words. 	
 GRAMMAR	<ul style="list-style-type: none"> Identify and convert from singular to plural nouns. Identify and name collective nouns. Identify male and female gender in a story. 		<ul style="list-style-type: none"> Use correct subject-verb agreement. Identify the main verb and the helping verb in a sentence. Identify and use adverbs to describe actions. Differentiate between adverbs and adjectives. 	
 WRITING AND SPEAKING EXPRESSION	<ul style="list-style-type: none"> Write 3–5 sentences. Use describing words to write sentences. Comprehend pictures to tell a story. 		<ul style="list-style-type: none"> Write 3–5 sentences. Use adjectives and adverbs to write sentences. Narrate a personal experience. 	
 GENERAL AWARENESS	<ul style="list-style-type: none"> Read stories about adventure. Learn about the monuments of India. 		<ul style="list-style-type: none"> Learn about significant people from India through their personal stories. 	

ELGA-5

Name: _____

Class: _____

Division: _____



READER PART 1

ANNUAL LEARNING PLAN









Unit 1
Level E1


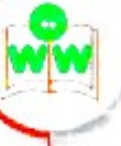




Unit 2
Level E2

Unit 3
Level F1

Unit 4
Level F2

 <p>PHONICS</p>	<ul style="list-style-type: none"> Blend sounds to read 3-letter words. Read words from different word families. 	<ul style="list-style-type: none"> Read and spell words with various blends and digraphs.
 <p>WHOLE WORDS</p>	<ul style="list-style-type: none"> Read 50 new high-frequency words. 	<ul style="list-style-type: none"> Read and spell 32 new high-frequency words.
 <p>READING AND LISTENING COMPREHENSION</p>	<ul style="list-style-type: none"> Explain the main idea with details. Make inferences from a story. Make predictions about a story. Draw conclusions based on the events in a text. 	<ul style="list-style-type: none"> Describe characters and setting with evidence. List the events in a story in sequence. Make text-to-self connections. Explain the main idea and key details. Use clues to guess the meanings of new words.
 <p>GRAMMAR</p>	<ul style="list-style-type: none"> Use different types of determiners. Construct a variety of sentences. 	<ul style="list-style-type: none"> Identify and convert from singular to plural nouns. Identify and name collective nouns. Identify male and female gender in a story.
 <p>WRITING AND SPEAKING EXPRESSION</p>	<ul style="list-style-type: none"> Write 2–3 sentences. Use pictures to write the main idea. Comprehend pictures to tell a story. 	<ul style="list-style-type: none"> Write 3–5 sentences. Use describing words to write sentences. Comprehend pictures to tell a story.
 <p>GENERAL AWARENESS</p>	<ul style="list-style-type: none"> Learn about the culture, language, and sports of neighbouring countries. 	<ul style="list-style-type: none"> Read stories about adventure. Learn about the monuments of India.

English Learning Plan

	Unit 5 Level G1	Unit 6 Level G2	Unit 7 Level H1	Unit 8 Level H2
 PHONICS	<ul style="list-style-type: none"> Read and spell words with vowel digraphs and magic 'e'. 	<ul style="list-style-type: none"> Read and spell words with vowel digraphs. 		
 WHOLE WORDS	<ul style="list-style-type: none"> Read, spell, and use 36 new high-frequency words. 	<ul style="list-style-type: none"> Read, spell, and use 31 new high-frequency words. 		
 READING AND LISTENING COMPREHENSION	<ul style="list-style-type: none"> Describe how a character affects the events in a story. Describe the main problem and solution in a story. Identify the similarities between a character and self. Use clues to guess the meanings of new words. 	<ul style="list-style-type: none"> Make predictions providing evidence from the story. Draw conclusions based on the events in a story. Understand the meanings of new words, order them, and find related words. Sequence a story as beginning, middle and end. 		
 GRAMMAR	<ul style="list-style-type: none"> Use correct subject-verb agreement. Identify the main verb and the helping verb in a sentence. Identify and use adverbs to describe actions. Differentiate between adverbs and adjectives. 	<ul style="list-style-type: none"> Use prepositions in sentences. Use connectors such as 'and', 'or', and 'but'. Use simple quantifiers in a sentence. Identify and use personal pronouns as subjects. 		
 WRITING AND SPEAKING EXPRESSION	<ul style="list-style-type: none"> Write 3–5 sentences. Use adjectives and adverbs to write sentences. Narrate a personal experience. 	<ul style="list-style-type: none"> Write 5–8 sentences. Use prepositions, connectors, and pronouns to write sentences. Narrate an imaginary story. 		
 GENERAL AWARENESS	<ul style="list-style-type: none"> Learn about significant people from India through their personal stories. 	<ul style="list-style-type: none"> Learn about cultures of different countries through folk tales and fables. 		


ELGA-6

1 / 5

Name: _____

Class: _____

Division: _____



READER PART 1

ANNUAL LEARNING PLAN

DATE: _____
PAGE: _____

Unit 1
Level F1

Unit 2
Level F2

Unit 3
Level G1

Unit 4
Level G2



PHONICS

Read and spell words with various blends and digraphs.

Read and spell words with vowel digraphs and magic 'e'.



WHOLE WORDS

Read and spell 32 new high-frequency words.

Read, spell, and use 36 new high-frequency words.



READING AND LISTENING COMPREHENSION

- Describe characters and setting with evidence.
- List the events in a story in sequence.
- Make text-to-self connections.
- Explain the main idea and key details.
- Use clues to guess the meanings of new words.

- Describe how a character affects the events in a story.
- Describe the main problem and solution in a story.
- Identify the similarities between a character and self.
- Use clues to guess the meanings of new words.



GRAMMAR

- Identify and convert from singular to plural nouns.
- Identify and name collective nouns.
- Identify male and female gender in a story.

- Use correct subject-verb agreement.
- Identify the main verb and the helping verb in a sentence.
- Identify and use adverbs to describe actions.
- Differentiate between adverbs and adjectives.



WRITING AND SPEAKING EXPRESSION

- Write 3–5 sentences.
- Use describing words to write sentences.
- Comprehend pictures to tell a story.

- Write 3–5 sentences.
- Use adjectives and adverbs to write sentences.
- Narrate a personal experience.





GENERAL AWARENESS

- Read stories about adventure.
- Learn about the monuments of India.

- Learn about significant people from India through their personal stories.

LANGUAGE LEARNING PLAN


	Unit 5 Level H1	Unit 6 Level H2	Unit 7 Level I1	Unit 8 Level I2
 PHONICS	<ul style="list-style-type: none"> Read and spell words with vowel digraphs. 		<ul style="list-style-type: none"> Read and spell words with r-controlled vowels and double consonants. 	
 WHOLE WORDS	<ul style="list-style-type: none"> Read, spell, and use 31 new high-frequency words. 		<ul style="list-style-type: none"> Read, spell, and use 30 new high-frequency words. 	
 READING AND LISTENING COMPREHENSION	<ul style="list-style-type: none"> Make predictions providing evidence from the story. Draw conclusions based on the events in a the story. Understand the meanings of new words, order them, and find related words. Sequence a story as beginning, middle, and end. 		<ul style="list-style-type: none"> Describe the internal traits of a character. Compare a character in a story with self. Summarise the main idea of a story. Describe how the title supports the main idea of a story. Understand the meanings of new words and use them in sentences. 	
 GRAMMAR	<ul style="list-style-type: none"> Use prepositions in sentences. Use connectors such as 'and', 'or', and 'but'. Use simple quantifiers in a sentence. Identify and use personal pronouns as subjects. 		<ul style="list-style-type: none"> Identify and use patterns in simple sentences. Use factual adjectives to write sentences. Identify and use advanced quantifiers. Identify and use possessive determiners. 	
 WRITING AND SPEAKING EXPRESSION	<ul style="list-style-type: none"> Write 5–8 sentences. Use prepositions, connectors, and pronouns to write sentences. Narrate an imaginary story. 		<ul style="list-style-type: none"> Write a personal narrative. Write using cursive letters. Narrate a personal story. 	
 GENERAL AWARENESS	<ul style="list-style-type: none"> Learn about cultures of different countries through folk tales and fables. 		<ul style="list-style-type: none"> Learn about different sports such as cricket, hockey, and football. 	

ELGA-7

Name: _____







Class: _____

Division: _____









READER PART 1

ANNUAL LEARNING PLAN

	Unit 1 Level G1	Unit 2 Level G2	Unit 3 Level H1	Unit 4 Level H2
 PHONICS	<ul style="list-style-type: none"> Read and spell words with vowel digraphs and magic 'e'. 		<ul style="list-style-type: none"> Read and spell words with vowel digraphs. 	
 WHOLE WORDS	<ul style="list-style-type: none"> Read, spell, and use 36 new high-frequency words. 		<ul style="list-style-type: none"> Read, spell, and use 31 new high-frequency words. 	
 READING AND LISTENING COMPREHENSION	<ul style="list-style-type: none"> Describe how a character affects the events in a story. Describe the main problem and solution in a story. Identify the similarities between a character and self. Use clues to guess the meanings of new words. 		<ul style="list-style-type: none"> Make predictions providing evidence from the story. Draw conclusions based on the events in a story. Understand the meanings of new words, order them, and find related words. Sequence a story as beginning, middle, and end. 	
 GRAMMAR	<ul style="list-style-type: none"> Use correct subject-verb agreement. Identify the main verb and the helping verb in a sentence. Identify and use adverbs to describe actions. Differentiate between adverbs and adjectives. 		<ul style="list-style-type: none"> Use prepositions in sentences. Use connectors such as 'and', 'or', and 'but'. Use simple quantifiers in a sentence. Identify and use personal pronouns as subjects. 	
 WRITING AND SPEAKING EXPRESSION	<ul style="list-style-type: none"> Write 3–5 sentences. Use adjectives and adverbs to write sentences. Narrate a personal experience. 		<ul style="list-style-type: none"> Write 5–8 sentences. Use prepositions, connectors, and pronouns to write sentences. Narrate an imaginary story. 	
 GENERAL AWARENESS	<ul style="list-style-type: none"> Learn about significant people from India through their personal stories. 		<ul style="list-style-type: none"> Learn about cultures of different countries through folk tales and fables. 	

LANGUAGE LEARNING PLAN

	Unit 5 Level I1	Unit 6 Level I2	Unit 7 Level J1	Unit 8 Level J2
 PHONICS	<ul style="list-style-type: none">Read and spell words with r-controlled vowels and double consonants.	<ul style="list-style-type: none">Read and spell words with soft 'c' and soft 'g' and open and closed syllables.		
 WHOLE WORDS	<ul style="list-style-type: none">Read, spell, and use 30 new high-frequency words.	<ul style="list-style-type: none">Read, spell, and use 30 new high-frequency words.		
 READING AND LISTENING COMPREHENSION	<ul style="list-style-type: none">Describe the internal traits of a character.Compare a character in a story with self.Summarise the main idea of a story.Describe how the title supports the main idea of a story.Understand the meanings of new words use them in sentences.	<ul style="list-style-type: none">Identify the theme of a text and its connection with real life.Share their opinion about a story and identify author's the opinion.Use clues from images and captions to explain a passage.		
 GRAMMAR	<ul style="list-style-type: none">Identify and use patterns in simple sentences.Use factual adjectives to write sentences.Identify and use advanced quantifiers.Identify and use possessive determiners.	<ul style="list-style-type: none">Expand nouns into noun phrases.Identify and use different types of nouns (collective, gender, countable, uncountable, and possessive).Use verbs in past, present, and future tense.		
 WRITING AND SPEAKING EXPRESSION	<ul style="list-style-type: none">Write a personal narrative.Write using cursive letters.Narrate a personal story.	<ul style="list-style-type: none">Write a non-fictional paragraph.Write using cursive letters.Write an explanation or a procedure.		
 GENERAL AWARENESS	<ul style="list-style-type: none">Learn about different sports such as cricket, hockey, and football.	<ul style="list-style-type: none">Learn about great Indian teachers, poets, and scientists.		

ELGA-9


1 / 5



Name: _____







Class: _____

Division: _____



READER PART 1

ANNUAL LEARNING PLAN

	Unit 1 Level I1	Unit 2 Level I2	Unit 3 Level J1	Unit 4 Level J2
 PHONICS	<ul style="list-style-type: none"> Read and spell words with r-controlled vowels and double consonants. 		<ul style="list-style-type: none"> Read and spell words with soft 'c' and soft 'g' and open and closed syllables. 	
 WHOLE WORDS	<ul style="list-style-type: none"> Read, spell, and use 30 new high-frequency words. 		<ul style="list-style-type: none"> Read, spell, and use 30 new high-frequency words. 	
 READING AND LISTENING COMPREHENSION	<ul style="list-style-type: none"> Describe the internal traits of a character. Compare a character in a story with self. Summarise the main idea of a story. Describe how the title supports the main idea of a story. Understand the meanings of new words and use them in sentences. 		<ul style="list-style-type: none"> Identify the theme of a text and its connection with real life. Share their opinion about a story and identify the author's opinion. Use clues from images and captions to explain a passage. 	
 GRAMMAR	<ul style="list-style-type: none"> Identify and use patterns in simple sentences. Use factual adjectives to write sentences. Identify and use advanced quantifiers. Identify and use possessive determiners. 		<ul style="list-style-type: none"> Expand nouns into noun phrases. Identify and use different types of nouns (collective, gender, countable, uncountable, and possessive). Use verbs in past, present, and future tense. 	
 WRITING AND SPEAKING EXPRESSION	<ul style="list-style-type: none"> Write a personal narrative. Write using cursive letters. Narrate a personal story. 		<ul style="list-style-type: none"> Write a non-fictional paragraph. Write using cursive letters. Write an explanation or a procedure. 	
 GENERAL AWARENESS	<ul style="list-style-type: none"> Learn about different sports such as cricket, hockey, and football. 		<ul style="list-style-type: none"> Learn about great Indian teachers, poets, and scientists. 	

LANGUAGE LEARNING PLAN

Grade 2
2022-23

Unit 5
Level K1

Unit 6
Level K2

Unit 7
Level L1

Unit 8
Level L2



PHONICS

Read and spell words with soft 'c' and soft 'g' and open and closed syllables.

Read and spell two-syllable, multi-syllable, and open syllable words.



WHOLE WORDS

Read, spell, and use 30 new high-frequency words.

Read, spell, and use 30 new high-frequency words.



READING AND LISTENING COMPREHENSION

- Describe the purpose of captions in a text.
- Draw conclusions based on the events in a text.
- Identify and differentiate between facts and opinions.
- Identify the author's opinion and support it with evidence.

- Retell the main idea of a story and give supporting details.
- Infer the meanings of new words by reading them in a story.
- Describe characters by making connections with the story.



GRAMMAR

- Identify and use different types of adverbs.
- Convert adverbs into adjectives.
- Identify and use different types of pronouns.
- Use modals to convey different meanings.

- Use prepositions and connectors.
- Construct a variety of sentences.



WRITING AND SPEAKING EXPRESSION

- Write a paragraph using a picture or a video.
- Write using cursive letters.
- Write 3-4 paragraph explanations.

- Write an opinion article.
- Practise cursive writing.
- Write a non-fictional article.



GENERAL AWARENESS

- Learn about great Indian kings, queens, and leaders.


- Learn about great world leaders and scientists.

ELGA-10

Name: _____







Class: _____

Division: _____









READER PART 1

Language Learning Plan

	Unit 1 Level J1	Unit 2 Level J2	Unit 3 Level K1	Unit 4 Level K2
 PHONICS	<ul style="list-style-type: none"> Read and spell words with soft 'c' and soft 'g' and open and closed syllables. 		<ul style="list-style-type: none"> Read and spell two-syllable, multi-syllable, and open syllable words. 	
 WHOLE WORDS	<ul style="list-style-type: none"> Read, spell, and use 30 new high-frequency words. 		<ul style="list-style-type: none"> Read, spell, and use 30 new high-frequency words. 	
 READING AND LISTENING COMPREHENSION	<ul style="list-style-type: none"> Identify the theme of a text and its connection with real life. Share their opinion about a story and identify the author's opinion. Use clues from images and captions to explain a passage. 		<ul style="list-style-type: none"> Describe the purpose of captions in a text. Draw conclusions based on the events in a text. Identify and differentiate between facts and opinions. Identify the author's opinion and support it with evidence. 	
 GRAMMAR	<ul style="list-style-type: none"> Expand nouns into noun phrases. Identify and use different types of nouns (collective, gender, countable, uncountable, and possessive). Use verbs in past, present, and future tense. 		<ul style="list-style-type: none"> Identify and use different types of adverbs. Convert adverbs into adjectives. Identify and use different types of pronouns. Use modals to convey different meanings. 	
 WRITING AND SPEAKING EXPRESSION	<ul style="list-style-type: none"> Write a non-fictional paragraph. Write using cursive letters. Write an explanation or a procedure. 		<ul style="list-style-type: none"> Write a paragraph using a picture or a video. Write using cursive letters. Write 3-4 paragraph explanations. 	
 GENERAL AWARENESS	<ul style="list-style-type: none"> Learn about great Indian teachers, poets, and scientists. 		<ul style="list-style-type: none"> Learn about great Indian kings, queens, and leaders. 	

ANNUAL LEARNING PLAN


	Unit 5 Level L1	Unit 6 Level L2	Unit 7 Level M1	Unit 8 Level M2
 PHONICS	<ul style="list-style-type: none"> Read and spell words with short vowels. 		<ul style="list-style-type: none"> Read and spell words with silent letters. 	
 WHOLE WORDS	<ul style="list-style-type: none"> Read, spell, and use 30 new high-frequency words. 		<ul style="list-style-type: none"> Read, spell, and use 30 new high-frequency words. 	
 READING AND LISTENING COMPREHENSION	<ul style="list-style-type: none"> Retell the main idea of a story and give supporting details. Infer the meanings of new words by reading them in a story. Describe characters by making connections with the story. 		<ul style="list-style-type: none"> Identify the main idea and support it with evidence (newspaper clippings, commercials, and subtitles on TV.) Distinguish between cause and effect. Use clues from charts, images, and graphs to explain a passage. Draw conclusions from articles or news pieces. 	
 GRAMMAR	<ul style="list-style-type: none"> Use prepositions and connectors. Construct a variety of sentences. 		<ul style="list-style-type: none"> Create sentences in different tenses. Use different types of adverbs. 	
 WRITING AND SPEAKING EXPRESSION	<ul style="list-style-type: none"> Write an opinion article. Practise cursive writing. Write a non-fictional article. 		<ul style="list-style-type: none"> Write an information report. Write advertisements and commercial communication. 	
 GENERAL AWARENESS	<ul style="list-style-type: none"> Learn about great world leaders and scientists. 		<ul style="list-style-type: none"> Learn about scientific discoveries and technology. 	

EEGA#2

Name: _____

Class: _____

Division: _____



READER PART 1

ANNUAL LEARNING PLAN

STANDARD
5/55/2021H

Unit 1
Level L1

Unit 2
Level L2

Unit 3
Level M1

Unit 4
Level M2



PHONICS

Read and spell words with short vowels.

Read and spell words with silent letters.



WHOLE WORDS

Read, spell, and use 30 new high-frequency words.

Read, spell, and use 30 new high-frequency words.



READING AND LISTENING COMPREHENSION

- Retell the main idea of a story and give supporting details.
- Infer the meanings of new words by reading them in a story.
- Describe characters by making connections with the story.

- Identify the main idea and support it with evidence (newspaper clippings, commercials, and subtitles on TV.)
- Distinguish between cause and effect.
- Use clues from charts, images, and graphs to explain a passage.
- Draw conclusions from articles or news pieces.



GRAMMAR

- Use prepositions and connectors.
- Construct a variety of sentences.

- Create sentences in different tenses.
- Use different types of adverbs.



WRITING AND SPEAKING EXPRESSION

- Write an opinion article.
- Practise cursive writing.
- Write a non-fictional article.

- Write an information report.
- Write advertisements and commercial communication.









GENERAL AWARENESS

- Learn about great world leaders and scientists.

- Learn about scientific discoveries and technology.

LANGUAGE LEARNING PLAN


	Unit 5 Level N1	Unit 6 Level N2	Unit 7 Level O1	Unit 8 Level O2
 PHONICS	Phonics ends with Level M2.	Phonics ends with Level M2.	Phonics ends with Level M2.	Phonics ends with Level M2.
 WHOLE WORDS	<ul style="list-style-type: none"> Guess the meanings of new words and use them correctly. 	<ul style="list-style-type: none"> Guess the meanings of new words and use them correctly. Write the spellings of high-frequency words. 	<ul style="list-style-type: none"> Guess the meanings of new words and use them correctly. Write the spellings of high-frequency words. 	<ul style="list-style-type: none"> Guess the meanings of new words and use them correctly. Write the spellings of high-frequency words.
 READING AND LISTENING COMPREHENSION	<ul style="list-style-type: none"> Identify the main idea and supporting details in a story. Identify the problem and solution in a story. Draw conclusions from stories. Make judgements about solutions in stories. Make text-to-self connections. Express personal perspective with justification. Describe internal character traits. Compare and contrast characters. 	<ul style="list-style-type: none"> Identify the author's purpose and provide justification. Express personal perspectives with justification. Identify and study characters and their actions. Make and check predictions. Identify different perspectives on a similar topic. Summarise the different ideas and viewpoints present in a story or an article. 	<ul style="list-style-type: none"> Identify the author's purpose and provide justification. Express personal perspectives with justification. Identify and study characters and their actions. Make and check predictions. Identify different perspectives on a similar topic. Summarise the different ideas and viewpoints present in a story or an article. 	<ul style="list-style-type: none"> Identify the author's purpose and provide justification. Express personal perspectives with justification. Identify and study characters and their actions. Make and check predictions. Identify different perspectives on a similar topic. Summarise the different ideas and viewpoints present in a story or an article.
 GRAMMAR	<ul style="list-style-type: none"> Use determiners and simple quantifiers. Identify and use different types of adjectives. 	<ul style="list-style-type: none"> Identify different tenses and create sentences. Use modals to convey different meanings. 	<ul style="list-style-type: none"> Identify different tenses and create sentences. Use modals to convey different meanings. 	<ul style="list-style-type: none"> Identify different tenses and create sentences. Use modals to convey different meanings.
 WRITING AND SPEAKING EXPRESSION	<ul style="list-style-type: none"> Write informal letters and diary entries. Create posters to communicate a message. 	<ul style="list-style-type: none"> Write personal narrative incidents and stories. Narrate and enact a story using visuals. 	<ul style="list-style-type: none"> Write personal narrative incidents and stories. Narrate and enact a story using visuals. 	<ul style="list-style-type: none"> Write personal narrative incidents and stories. Narrate and enact a story using visuals.
 GENERAL AWARENESS	<ul style="list-style-type: none"> Learn about certain fundamental rights and duties mentioned in the Constitution of India. Learn about bullying, emotions, and friendship as a part of growing up. 	<ul style="list-style-type: none"> Learn about diversity and the different opinions that people might have on a topic. 	<ul style="list-style-type: none"> Learn about diversity and the different opinions that people might have on a topic. 	<ul style="list-style-type: none"> Learn about diversity and the different opinions that people might have on a topic.

ELGA 4

Name: _____

Class: _____

Division: _____



READER PART 1

Language Learning Path







Language Learning Path

Unit 1
Level N1







Unit 2
Level N2

Unit 3
Level O1

Unit 4
Level O2

 PHONICS	<p>Phonics ends with Level M2.</p>	<p>Phonics ends with Level M2.</p>
 WHOLE WORDS	<ul style="list-style-type: none"> Guess the meanings of new words and use them correctly. 	<ul style="list-style-type: none"> Guess the meanings of new words and use them correctly. Write the spellings of high-frequency words.
 READING AND LISTENING COMPREHENSION	<ul style="list-style-type: none"> Identify the main idea and supporting details in a story. Identify the problem and solution in a story. Draw conclusions from stories. Make judgements about solutions in stories. Make text-to-self connections. Express personal perspective with justification. Describe internal character traits. Compare and contrast characters. 	<ul style="list-style-type: none"> Identify the author's purpose and provide justification. Express personal perspective with justification. Identify and study characters and their actions. Make and check predictions. Identify different perspectives on a similar topic. Summarise the different ideas and viewpoints present in a story or an article.
 GRAMMAR	<ul style="list-style-type: none"> Use determiners and simple quantifiers. Identify and use different types of adjectives. 	<ul style="list-style-type: none"> Identify different tenses and create sentences. Use modals to convey different meanings.
 WRITING AND SPEAKING EXPRESSION	<ul style="list-style-type: none"> Write informal letters and diary entries. Create posters to communicate a message. 	<ul style="list-style-type: none"> Write personal narrative incidents and stories. Narrate and enact a story using visuals.
 GENERAL AWARENESS	<ul style="list-style-type: none"> Learn about certain fundamental rights and duties mentioned in the Constitution of India. Learn about bullying, emotions, and friendship as a part of growing up. 	<ul style="list-style-type: none"> Learn about diversity and the different opinions that people might have on a topic.

Language Learning


	Unit 5 Level P1	Unit 6 Level P2	Unit 7 Level Q1	Unit 8 Level Q2
 PHONICS	Phonics ends with M2.	Phonics ends with M2.	Phonics ends with M2.	Phonics ends with M2.
 WHOLE WORDS	<ul style="list-style-type: none"> Guess the meanings of new words and use them correctly. Differentiate between figurative and literal language. Create and use similes and metaphors. 	<ul style="list-style-type: none"> Guess the meanings of new words and use them correctly. Create new words and antonyms from root words using prefixes and suffixes. 	<ul style="list-style-type: none"> Guess the meanings of new words and use them correctly. Create new words and antonyms from root words using prefixes and suffixes. 	<ul style="list-style-type: none"> Guess the meanings of new words and use them correctly. Create new words and antonyms from root words using prefixes and suffixes.
 READING AND LISTENING COMPREHENSION	<ul style="list-style-type: none"> Differentiate between poetry and prose. Identify stanzas, lines, and the rhyming scheme of a poem. Make text-to-self connections. Identify imagery and the main idea in a poem. Identify the purpose of a poem and the speaker. Differentiate between similes and metaphors. 	<ul style="list-style-type: none"> Compare and contrast ideas in a text. Identify and explain the problem and solution in a text. Make text-to-self and -world connections. Make and check predictions. Form an opinion based on the text. Recognise and identify plot structures. Identify and study characters and their actions. 	<ul style="list-style-type: none"> Compare and contrast ideas in a text. Identify and explain the problem and solution in a text. Make text-to-self and -world connections. Make and check predictions. Form an opinion based on the text. Recognise and identify plot structures. Identify and study characters and their actions. 	<ul style="list-style-type: none"> Compare and contrast ideas in a text. Identify and explain the problem and solution in a text. Make text-to-self and -world connections. Make and check predictions. Form an opinion based on the text. Recognise and identify plot structures. Identify and study characters and their actions.
 GRAMMAR	<ul style="list-style-type: none"> Identify and write different types of sentences. Use question marks and exclamation marks in sentences. Use connectors for cause and effect. 	<ul style="list-style-type: none"> Identify and use different types of pronouns. Identify and use gerunds. Form nouns from adjectives and verbs. Correct grammatical errors in sentences. 	<ul style="list-style-type: none"> Identify and use different types of pronouns. Identify and use gerunds. Form nouns from adjectives and verbs. Correct grammatical errors in sentences. 	<ul style="list-style-type: none"> Identify and use different types of pronouns. Identify and use gerunds. Form nouns from adjectives and verbs. Correct grammatical errors in sentences.
 WRITING AND SPEAKING EXPRESSION	<ul style="list-style-type: none"> Write a poem with the given rhyme scheme and imagery. Recite a poem in front of an audience. 	<ul style="list-style-type: none"> Write informational reports and formal letters. Present informational reports and formal letters in front of an audience. 	<ul style="list-style-type: none"> Write informational reports and formal letters. Present informational reports and formal letters in front of an audience. 	<ul style="list-style-type: none"> Write informational reports and formal letters. Present informational reports and formal letters in front of an audience.
 GENERAL AWARENESS	<ul style="list-style-type: none"> Learn different types of poems. 	<ul style="list-style-type: none"> Learn about science and technology. Learn about successful leaders. 	<ul style="list-style-type: none"> Learn about science and technology. Learn about successful leaders. 	<ul style="list-style-type: none"> Learn about science and technology. Learn about successful leaders.

ELGA 5

Name: _____







Class: _____

Division: _____









READER PART 1

ANNUAL LEARNING PLAN

	Unit 1 Level O1	Unit 2 Level O2	Unit 3 Level P1	Unit 4 Level P2
 PHONICS	Phonics ends with Level M2.	Phonics ends with Level M2.	Phonics ends with Level M2.	Phonics ends with Level M2.
 WHOLE WORDS	<ul style="list-style-type: none"> Guess the meanings of new words and use them correctly. Write the spellings of high-frequency words. 	<ul style="list-style-type: none"> Guess the meanings of new words and use them correctly. Differentiate between figurative and literal language. Create and use similes and metaphors. 	<ul style="list-style-type: none"> Guess the meanings of new words and use them correctly. Differentiate between figurative and literal language. Create and use similes and metaphors. 	<ul style="list-style-type: none"> Guess the meanings of new words and use them correctly. Differentiate between figurative and literal language. Create and use similes and metaphors.
 READING AND LISTENING COMPREHENSION	<ul style="list-style-type: none"> Identify the author's purpose and provide justification. Express personal perspective with justification. Identify and study characters and their actions. Make and check predictions. Identify different perspectives on a similar topic. Summarise the different ideas and viewpoints present in a story or an article. 	<ul style="list-style-type: none"> Differentiate between poetry and prose. Identify stanzas, lines, and the rhyme scheme of a poem. Make text-to-self connections. Identify imagery and the main idea in a poem. Identify the purpose of a poem and the speaker. Differentiate between similes and metaphors. 	<ul style="list-style-type: none"> Differentiate between poetry and prose. Identify stanzas, lines, and the rhyme scheme of a poem. Make text-to-self connections. Identify imagery and the main idea in a poem. Identify the purpose of a poem and the speaker. Differentiate between similes and metaphors. 	<ul style="list-style-type: none"> Differentiate between poetry and prose. Identify stanzas, lines, and the rhyme scheme of a poem. Make text-to-self connections. Identify imagery and the main idea in a poem. Identify the purpose of a poem and the speaker. Differentiate between similes and metaphors.
 GRAMMAR	<ul style="list-style-type: none"> Identify different tenses and create sentences. Use modals to convey different meanings. 	<ul style="list-style-type: none"> Identify and write different types of sentences. Use question marks and exclamation marks in sentences. Use connectors for cause and effect. 	<ul style="list-style-type: none"> Identify and write different types of sentences. Use question marks and exclamation marks in sentences. Use connectors for cause and effect. 	<ul style="list-style-type: none"> Identify and write different types of sentences. Use question marks and exclamation marks in sentences. Use connectors for cause and effect.
 WRITING AND SPEAKING EXPRESSION	<ul style="list-style-type: none"> Write personal narrative incidents and stories. Narrate and enact a story using visuals. 	<ul style="list-style-type: none"> Write a poem with the given rhyme scheme and imagery. Recite a poem in front of an audience. 	<ul style="list-style-type: none"> Write a poem with the given rhyme scheme and imagery. Recite a poem in front of an audience. 	<ul style="list-style-type: none"> Write a poem with the given rhyme scheme and imagery. Recite a poem in front of an audience.
 GENERAL AWARENESS	<ul style="list-style-type: none"> Learn about diversity and the different opinions that people might have on a topic. 	<ul style="list-style-type: none"> Learn different types of poems. 	<ul style="list-style-type: none"> Learn different types of poems. 	<ul style="list-style-type: none"> Learn different types of poems.

Language Learning Plan


	Unit 5 Level Q1	Unit 6 Level Q2	Unit 7 Level R1	Unit 8 Level R2
 PHONICS	Phonics ends with M2.		Phonics ends with M2.	
 WHOLE WORDS	<ul style="list-style-type: none"> Guess the meanings of new words and use them correctly. Create new words and antonyms from root words using prefixes and suffixes. 		<ul style="list-style-type: none"> Guess the meanings of new words and use them correctly. Recognise and use homophones, homonyms, synonyms, and antonyms in sentences. 	
 READING AND LISTENING COMPREHENSION	<ul style="list-style-type: none"> Compare and contrast ideas in a text. Identify and explain the problem and solution in a text. Make text-to-self and -world connections. Make and check predictions. Form an opinion based on the text. Recognise and identify plot structures. Identify and study characters and their actions. 		<ul style="list-style-type: none"> Identify the rhyme scheme of a poem. Distinguish between cause and effect. Identify different points of view. Compare and contrast facts and opinions. Form an opinion based on the text. Identify the character traits of a character by making inferences. Explain the impact of a character's actions on other characters and events. 	
 GRAMMAR	<ul style="list-style-type: none"> Identify and use different types of pronouns. Identify and use gerunds. Form nouns from adjectives and verbs. Correct grammatical errors in sentences. 		<ul style="list-style-type: none"> Recognise and use different parts of speech in a text. Identify and use demonstrative and interrogative pronouns. Identify and use multiple adjectives in the correct order. 	
 WRITING AND SPEAKING EXPRESSION	<ul style="list-style-type: none"> Write informational reports and formal letters. Present informational reports and formal letters in front of an audience. 		<ul style="list-style-type: none"> Write an opinion article. Write different writing pieces for a school magazine. Give an extempore presentation for a minute. 	
 GENERAL AWARENESS	<ul style="list-style-type: none"> Learn about science and technology. Learn about successful leaders. 		<ul style="list-style-type: none"> Read different stories, poems, and articles having an element of mystery. Learn about the mass media from different perspectives. 	

ELGA #7

Name: _____







Class: _____

Division: _____



READER PART 1

ANNUAL LEARNING PLAN

	Unit 1 Level Q1	Unit 2 Level Q2	Unit 3 Level R1	Unit 4 Level R2
 PHONICS	Phonics ends with M2.	Phonics ends with M2.		
 WHOLE WORDS	<ul style="list-style-type: none"> Guess the meanings of new words and use them correctly. Create new words and antonyms from root words using prefixes and suffixes. 	<ul style="list-style-type: none"> Guess the meanings of new words and use them correctly. Recognise and use homophones, homonyms, synonyms, and antonyms in sentences. 		
 READING AND LISTENING COMPREHENSION	<ul style="list-style-type: none"> Compare and contrast ideas in a text. Identify and explain the problem and solution in a text. Make text-to-self and -world connections. Make and check predictions. Form an opinion based on the text. Recognise and identify plot structures. Identify and study characters and their actions. 	<ul style="list-style-type: none"> Identify the rhyme scheme of a poem. Distinguish between cause and effect. Identify different points of view. Compare and contrast facts and opinions. Form an opinion based on the text. Identify the character traits of a character by making inferences. Explain the impact of a character's actions on other characters and events. 		
 GRAMMAR	<ul style="list-style-type: none"> Identify and use different types of pronouns. Identify and use gerunds. Form nouns from adjectives and verbs. Correct grammatical errors in sentences. 	<ul style="list-style-type: none"> Recognise and use different parts of speech in a text. Identify and use demonstrative and interrogative pronouns. Identify and use multiple adjectives in the correct order. 		
 WRITING AND SPEAKING EXPRESSION	<ul style="list-style-type: none"> Write informational reports and formal letters. Present informational reports and formal letters in front of an audience. 	<ul style="list-style-type: none"> Write an opinion article. Write different writing pieces for a school magazine. Give an extempore presentation for a minute. 		
 GENERAL AWARENESS	<ul style="list-style-type: none"> Learn about science and technology. Learn about successful leaders. 	<ul style="list-style-type: none"> Read different stories, poems, and articles having an element of mystery. Learn about the mass media from different perspectives. 		

CLASS 6

Name: _____

Class: _____

Division: _____

An illustration of a young boy and girl standing together. The girl, on the left, has dark hair and is wearing a red and white plaid shirt over a blue skirt. She is holding a large red book. The boy, on the right, has dark hair and is wearing a red and white plaid shirt over blue pants. He is holding a yellow book. They are both smiling and looking towards the viewer.

ANNUAL LEARNING PLAN

PART 1

Unit Name

Unit

NCERT Chapter*



Non-Fiction

Introduces students to the genre of non-fiction and helps them practise skills such as finding the main idea

Unit 1

H: Units 4 and 6
P: Unit 5



Fiction

Offers students the opportunity to read different types of fictional stories and delve deeper into analysis of characters and events

Unit 2

H: Units 1, 5, 7, and 8
P: Unit 6



Poetry

Introduces students to poetry and its elements

Unit 3

H: Units 1, 2, 3, 4, 6, 8, 9
Additional texts



Fiction

Introduces students to drama and its features

Unit 4

H: Units 5 and 10
P: Unit 8
Additional texts

PART 2

Unit Name

Unit

NCERT Chapter*



Non-Fiction

Strengthens the understanding of students around non-fiction texts

Unit 5

H: Units 2 and 9
P: Unit 7
Additional texts



Fiction

Introduces students to folk tales and fables and introduces advanced skills like identifying theme and drawing comparisons

Unit 6

H: Units 2 and 3
P: Units 1, 2, 3, 4, and 9



Novel

Introduces students to novels, its features, and strategies to read and analyse it

Unit 7

Novel: The Missing Girl








*There are two textbooks prescribed by NCERT— *Honeysuckle* (H) and *A Pact with the Sun* (P) which we will use during the year.

CLASS 7

Name:	
Class:	
Division:	

An illustration of a family of four—two adults and two children—standing together and holding large books. The father is on the right, wearing a red shirt and blue pants, holding a yellow book. The mother is on the left, wearing a red shirt and blue pants, holding a red book. They are both smiling. The children are in the middle, also smiling. The background is a light blue and white pattern.

ANNUAL LEARNING PLAN

PART 1	Unit Name	Unit	NCERT Chapter*
	Non-Fiction Introduces students to the genre of non-fiction and helps them practise skills such as extracting main idea	Unit 1	H: Units 8 and 10 A: Units 1 and 3
	Fiction Provides students the opportunity to read folk tales and fables and think about how stories are structured	Unit 2	H: Units 1, 3, and 4 A: Unit 7
	Poetry Guides students to read and appreciate poetry and identify various elements related to it	Unit 3	H: Units 1, 2, 3, 4, 5, 6, and 9
	Fiction Offers students the opportunity to read different types of fictional stories and delve deeper into analysis of characters and events	Unit 4	H: Units 2 and 6 A: Units 4 and 6
PART 2	Unit Name	Unit	NCERT Chapter*
	Non-Fiction Strengthen the understanding of students around non-fiction texts and helps them distinguish a fact from an opinion	Unit 5	Additional Texts
	Fiction Builds up on the understanding of students around fiction texts and helps them visualise while reading	Unit 6	H: Units 5, 7, and 9 A: Units 2 and 10
	Novel Engages students in novel studies and helps them practise skills such as character development and making connections	Unit 7	A: Unit 5 Novel: Daksha the Medicine Girl

* There are two textbooks prescribed by NCERT — *Honeycomb* (H) and *An Alien Hand* (A).




Name: _____

Class: _____

Division: _____



**PART 1****Unit Name****Unit****NCERT Chapter*****Non-Fiction**

Introduces students to non-fiction and helps them practise skills such as identifying main idea and the author's purpose

Unit 1

H: Units 2, 5, 7,
and 8**Fiction**

Provides students the opportunity to read different fictional stories and think about character motivation and transformation

Unit 2

H: Units 1, 9, and 10
I: Units 1 and 5**Poetry**

Guides students to read and appreciate poetry and identify various elements related to it

Unit 3

H: Units 1, 2, 3, 4, 5,
and 8**Fiction**

Offers students the opportunity to explore more fictional stories and delve deeper into analysis of characters and events

Unit 4

I: Units 6, 7, 8, 9,
and 10**PART 2****Unit Name****Unit****NCERT Chapter*****Non-Fiction**

Strengthens the understanding of students around non-fiction texts and helps them use different strategies for comprehension

Unit 5

H: Unit 3
I: Units 4 and 11
Additional Texts**Fiction**

Builds up on the understanding of students around fiction texts and helps them visualise while reading

Unit 6

H: Units 1, 4, and 6
Additional Texts**High School Reading**

Engages students in reading of additional texts and helps them practise skills like character development and making connections

Unit 7

H: Unit 7
I: Units 2 and 3
Additional Texts

कक्षा 9

पाठ्यक्रम 'अ'

नाम :

कक्षा :

वर्ग :



अचीवर बुक

भाग 1

वार्षिक पाठ योजना

भाग 1

क्षितिज	पद्य 10 : वाख गद्य 1 : दो बैलों की कथा पद्य 11 : सवैये गद्य 2 : लहासा की ओर पद्य 12 : कैदी और कोकिला गद्य 4 : साँवले सपनों की याद पद्य 14 : चंद्र गहना से लौटती बेर पद्य 9 : साखियाँ एवं सबद पद्य 13 : ग्राम श्री गद्य 3 : उपभोक्तावाद की संस्कृति
कृतिका	गद्य 2 : मेरे संग की औरतें गद्य 3 : रीढ़ की हड्डी गद्य 1 : इस जल प्रलय में
व्याकरण	1. शब्द निर्माण : उपसर्ग, प्रत्यय, समास 2. अर्थ की दृष्टि से वाक्य भेद 3. अलंकार
लेखन	1. अनुच्छेद-लेखन 2. पत्र-लेखन 3. संवाद-लेखन 4. लघुकथा-लेखन

भाग 2

क्षितिज	पद्य 15 : मंथ आए गद्य 5 : नाना साहब की पुत्री देवी मैना को भस्म कर दिया गया पद्य 16 : यमराज की दिशा गद्य 6 : प्रेमचंद के फटे जूते पद्य 17 : बच्चे काम पर जा रहे हैं गद्य 7 : मेरे बचपन के दिन गद्य 8 : एक कुत्ता और एक मैना
कृतिका	गद्य 4 : माटी वाली गद्य 5 : किस तरह आखिरकार मैं हिंदी में आया
व्याकरण	1. शब्द निर्माण : उपसर्ग, प्रत्यय, समास 2. अर्थ की दृष्टि से वाक्य भेद 3. अलंकार
लेखन	1. अनुच्छेद-लेखन 2. पत्र-लेखन 3. संवाद-लेखन 4. लघुकथा-लेखन

सत्र 1 में आए सभी पाठ अचीवर बुक भाग 1 में शामिल किए गए हैं और सत्र 2 में आए सभी पाठ अचीवर बुक भाग 2 में शामिल किए गए हैं।

संपूर्ण हिंदी - भाग 1

पाठ्यपुस्तक	विषय - तालिका	पृष्ठ संख्या
क्षितिज	पद्य 10 : वाख	5
क्षितिज	गद्य 1 : दो बैलों की कथा	21
कृतिका	गद्य 2 : मेरे संग की औरतें	39
क्षितिज	पद्य 11 : सवैये	55
क्षितिज	गद्य 2 : लहासा की ओर	70
क्षितिज	पद्य 12 : कैदी और कोकिला	85
क्षितिज	गद्य 4 : साँवले सपनों की याद	100
क्षितिज	पद्य 14 : चंद्र गहना से लौटती बेर	116
कृतिका	गद्य 3 : रीढ़ की हड्डी	130
क्षितिज	पद्य 9 : साखियाँ एवं सबद	148
क्षितिज	पद्य 13 : ग्राम श्री	151
क्षितिज	गद्य 3 : उपभोक्तावाद की संस्कृति	154
कृतिका	गद्य 1 : इस जल प्रलय में	158

ANNUAL LEARNING PLAN

Part 1	Part 2
Chapter 1: Number Systems	Chapter 11: Constructions
Chapter 3: Coordinate Geometry	Chapter 10: Circles
Appendix 1: Proofs in Mathematics	Chapter 9: Areas of Parallelograms and Triangles
Chapter 5: Introduction to Euclid's Geometry	Chapter 12: Heron's Formula
Chapter 6: Lines and Angles	Chapter 13: Surface Areas and Volumes
Appendix 2: Introduction to Mathematical Modelling	Chapter 14: Statistics
Chapter 2: Polynomials	Chapter 15: Probability
Chapter 4: Linear Equations in Two Variables	
Chapter 7: Triangles	
Chapter 8: Quadrilaterals	

The chapters of Term 1 are covered in **ACHIEVERBOOK** — Part 1, and the chapters of Term 2 are covered in **ACHIEVERBOOK** — Part 2.

MATH — PART 1

Strand	Contents	Page No.
Number Systems	Chapter 1: Number Systems	4
Geometry	Chapter 3: Coordinate Geometry	25
	Chapter 5: Introduction to Euclid's Geometry	38
	Chapter 6: Lines and Angles	52
	Chapter 7: Triangles	100
	Chapter 8: Quadrilaterals	123
	Chapter 2: Polynomials	77
Algebra and Proportions	Chapter 4: Linear Equations in Two Variables	90

ANNUAL LEARNING PLAN

Part 1	Part 2
Chemistry Chapter 1: Matter in our Surroundings Chapter 2: Is Matter around Us Pure? Biology Chapter 5: The Fundamental Unit of Life Chapter 6: Tissues Chapter 7: Diversity in Living Organisms Chapter 13: Why Do We Fall Ill? Physics Chapter 8: Motion Chapter 9: Force and Laws of Motion	Chemistry Chapter 3: Atoms and Molecules Chapter 4: Structure of the Atom Physics Chapter 10: Gravitation Chapter 11: Work and Energy Chapter 12: Sound Biology Chapter 14: Natural Resources Chapter 15: Improvement in Food Resources

The chapters of Term 1 are covered in **ACHIEVER BOOK** — Part 1, and the chapters of Term 2 are covered in **ACHIEVER BOOK** — Part 2. The order in which chapters are taught is different from the NCERT book to ensure related concepts are learned in continuity.

SCIENCE — PART 1

Strand	Contents	Page No.
Chemistry	Chapter 1: Matter in our Surroundings	4
	Chapter 2: Is Matter around Us Pure?	20
Biology	Chapter 5: The Fundamental Unit of Life	43
	Chapter 6: Tissues	65
	Chapter 7: Diversity in Living Organisms	85
	Chapter 13: Why Do We Fall Ill?	102
Physics	Chapter 8: Motion	118
	Chapter 9: Force and Laws of Motion	134

ANNUAL LEARNING PLAN

Part 1	Part 2
Geography (Contemporary India — I) Chapter 1: India — Size and Location Chapter 2: Physical Features of India Chapter 3: Drainage Chapter 6: Population Disaster Management* History (India and the Contemporary World — I) Chapter 1: The French Revolution Chapter 2: Socialism in Europe and the Russian Revolution Political Science (Democratic Politics — I) Chapter 1: What is Democracy? Why Democracy? Chapter 2: Constitutional Design Chapter 3: Electoral Politics Economics Chapter 1: The Story of Village Palampur Chapter 2: People as Resource	Geography (Contemporary India — I) Chapter 4: Climate Chapter 5: Natural Vegetation and Wildlife History (India and the Contemporary World — I) Chapter 3: Nazism and the Rise of Hitler Chapter 4: Forest Society and Colonialism** Political Science (Democratic Politics — I) Chapter 4: Working of Institutions Chapter 5: Democratic Rights Economics Chapter 3: Poverty as a Challenge Chapter 4: Food Security in India **The CBSE recommends choosing between History Chapter 4 and 5. We have chosen Chapter 4 because it aligns better with the previous chapters.

*Disaster Management added as prescribed by the CBSE.

The chapters of Term 1 are covered in **ACHIEVER BOOK** — Part 1, and the chapters of Term 2 are covered in **ACHIEVER BOOK** — Part 2.

SOCIAL SCIENCE — PART 1

Strand	Contents	Page No.
Geography	Chapter 1: India — Size and Location	4
	Chapter 2: Physical Features of India	16
	Chapter 3: Drainage	33
	Chapter 6: Population	48
	Disaster Management	61
History	Chapter 1: The French Revolution	76
	Chapter 2: Socialism and the Russian Revolution	97
Political Science	Chapter 1: What is Democracy? Why Democracy?	114
	Chapter 2: Constitutional Design	124
	Chapter 3: Electoral Politics	136
Economics	Chapter 1: The Story of Village Palampur	144
	Chapter 2: People as Resource	159

CLASSMATE

Name: _____

Class: _____

Division: _____



ACHIEVER BOOK

PART 1



Part 1

Geography (Contemporary India - II)

Chapter 1: Resources and Development

Chapter 2: Forest and Wildlife Resources

Chapter 3: Water Resources

Chapter 4: Agriculture

Chapter 5: Minerals and Energy Resources

History (India and the Contemporary World - II)

Chapter 1: The Rise of Nationalism in Europe

Chapter 2: Nationalism in India

Political Science (Democratic Politics - II)

Chapter 1: Power-sharing

Chapter 2: Federalism

Chapter 3: Democracy and Diversity

Chapter 4: Gender, Religion and Caste

Economics (Understanding Economic Development)

Chapter 1: Development

Chapter 2: Sectors of the Indian Economy

Part 2

Geography (Contemporary India - II)

Chapter 6: Manufacturing Industries

Chapter 7: Lifelines of National Economy

History (India and the Contemporary World - II)

Chapter 3: The Making of a Global World

Chapter 4: The Age of Industrialisation

Chapter 5: Print Culture and the Modern World

Political Science (Democratic Politics - II)

Chapter 5: Popular Struggles and Movements

Chapter 6: Political Parties

Chapter 7: Outcomes of Democracy

Chapter 8: Challenges to Democracy

Economics (Understanding Economic Development)

Chapter 3: Money and Credit

Chapter 4: Globalisation and the Indian Economy

Chapter 5: Consumer Rights

The chapters of Term 1 are covered in **ACHIEVER BOOK** — Part 1, and the chapters of Term 2 are covered in **ACHIEVER BOOK** — Part 2.



Strand

Contents

Page No.

Geography

Chapter 1: Resources and Development

5

Chapter 2: Forest and Wildlife Resources

32

Chapter 3: Water Resources

47

Chapter 4: Agriculture

62

Chapter 5: Minerals and Energy Resources

82

History

Chapter 1: The Rise of Nationalism in Europe

102

Chapter 2: Nationalism in India

137

Political Science

Chapter 1: Power-sharing

170

Chapter 2: Federalism

187

Chapter 3: Democracy and Diversity

202

Chapter 4: Gender, Religion and Caste

214

Economics

Chapter 1: Development

233

Chapter 2: Sectors of the Indian Economy

251



Part 1	Part 2
Chemistry Chapter 1: Chemical Reactions and Equations Chapter 2: Acids, Bases, and Salts Chapter 3: Metals and Non-metals Biology Chapter 6: Life Processes Chapter 7: Control and Coordination Chapter 14: Sources of Energy Chapter 15: Our Environment Chapter 16: Sustainable Management of Natural Resources Physics Chapter 10: Light — Reflection and Refraction Chapter 11: The Human Eye and the Colourful World	Chemistry Chapter 4: Carbon and Its Compounds Chapter 5: Periodic Classification of Elements Biology Chapter 8: How Do Organisms Reproduce? Chapter 9: Heredity and Evolution Physics Chapter 12: Electricity Chapter 13: Magnetic Effects of Electric Current

The chapters of Term 1 are covered in **ACHIEVER BOOK** — Part 1, and the chapters of Term 2 are covered in **ACHIEVER BOOK** — Part 2. The order in which chapters are taught is different from the NCERT book to ensure related concepts are learned in continuity.



Part 1	Part 2	Page No.
Chemistry	Chapter 1: Chemical Reactions and Equations	5
	Chapter 2: Acids, Bases, and Salts	29
	Chapter 3: Metals and Non-Metals	57
Biology	Chapter 6: Life Processes	91
	Chapter 7: Control and Coordination	127
	Chapter 14: Sources of Energy	149
	Chapter 15: Our Environment	162
	Chapter 16: Sustainable Management of Natural Resources	174
Physics	Chapter 10: Light — Reflection and Refraction	188
	Chapter 11: The Human Eye and the Colourful World	227



Part 1

- Chapter 1: Real Numbers
- Chapter 2: Polynomials
- Chapter 3: Pair of Linear Equations in Two Variables
- Chapter 4: Quadratic Equations
- Chapter 5: Arithmetic Progressions
- Chapter 6: Triangles
- Chapter 10: Circles
- Chapter 11: Constructions
- Chapter 7: Coordinate Geometry

Part 2

- Chapter 8: Introduction to Trigonometry
- Chapter 9: Some Applications of Trigonometry
- Chapter 12: Areas Related to Circles
- Chapter 13: Surface Areas and Volumes
- Chapter 14: Statistics
- Chapter 15: Probability

The chapters of Term 1 are covered in **ACHIEVERBOOK** — Part 1, and the chapters of Term 2 are covered in **ACHIEVERBOOK** — Part 2.



Section

Chapter

Page No.

Number System	Chapter 1: Real Numbers	5
Algebra	Chapter 2: Polynomials	29
	Chapter 3: Pair of Linear Equations in Two Variables	54
	Chapter 4: Quadratic Equations	83
	Chapter 5: Arithmetic Progressions	111
	Chapter 6: Triangles	128
Geometry	Chapter 10: Circles	165
	Chapter 11: Constructions	181
	Chapter 7: Coordinate Geometry	196

वार्षिक पाठ-योजना

भाग 1

क्षितिज	पद्य 1 : पद गद्य 10 : नेताजी का चश्मा पद्य 2 : राम-लक्ष्मण-परशुराम संवाद गद्य 11 : बालगोबिन भगत पद्य 5 : उत्साह, अट नहीं रही है गद्य 12 : लखनवी अंदाज़ पद्य 6 : यह दंतुरित मुसकान, फसल पद्य 3 : सवैया, कवित्त पद्य 4 : आत्मकथ्य
कृतिका	गद्य 1 : माता का अँचल गद्य 2 : जॉर्ज पंचम की नाक
व्याकरण	1. रचना के आधार पर वाक्य-भेद 2. वाच्य 3. पद-परिचय 4. रस
लेखन	1. अनुच्छेद-लेखन 2. पत्र-लेखन 3. विज्ञापन-लेखन 4. संदेश-लेखन

भाग 2

क्षितिज	पद्य 7 : छाया मत छुना गद्य 13 : मानवीय करुणा की दिव्य चमक पद्य 8 : कन्यादान गद्य 14 : एक कहानी यह भी पद्य 9 : संगतकार गद्य 16 : नौबतखाने में इबादत गद्य 15 : स्त्री-शिक्षा के विरोधी कुतर्कों का खंडन गद्य 17 : संस्कृति
कृतिका	गद्य 3 : साना-साना हाथ जोड़ि गद्य 4 : एही ठैयाँ झुलनी हेरानी हो रामा! गद्य 5 : मैं क्यों लिखता हूँ?
व्याकरण	1. रचना के आधार पर वाक्य-भेद 2. वाच्य 3. पद-परिचय 4. रस
लेखन	1. अनुच्छेद-लेखन 2. पत्र-लेखन 3. विज्ञापन-लेखन 4. संदेश-लेखन

सत्र 1 में आए सभी पाठ अचीवर बुक भाग 1 में शामिल किए गए हैं और सत्र 2 में आए सभी पाठ अचीवर बुक भाग 2 में शामिल किए गए हैं।



क्षितिज	पद्य 1 : पद	5
क्षितिज	गद्य 10 : नेताजी का चश्मा	24
कृतिका	गद्य 1 : माता का अँचल	39
क्षितिज	पद्य 2 : राम-लक्ष्मण-परशुराम संवाद	56
क्षितिज	गद्य 11 : बालगोबिन भगत	72
क्षितिज	पद्य 5 : उत्साह, अट नहीं रही है	91
क्षितिज	गद्य 12 : लखनवी अंदाज़	108
क्षितिज	पद्य 6 : यह दंतुरित मुसकान, फसल	122
कृतिका	गद्य 2 : जॉर्ज पंचम की नाक	136
क्षितिज	पद्य 3 : सवैया, कवित्त	150
क्षितिज	पद्य 4 : आत्मकथ्य	156